

ISBN: 978-81-979987-8-2

# AGRITECH REVOLUTION: ADVANCING SUSTAINABLE FARMING VOLUME I

EDITORS:

DR. ANIL BHOGAVE

DR. IRSHAD HUSSAIN

MS. ASMA SHAKEEL

DR. DR. HUIREM DIANA DEVI



**Bhumi Publishing, India**  
**First Edition: October 2024**

**AgriTech Revolution: Advancing Sustainable Farming Volume I**

**(ISBN: 978-81-979987-8-2)**

**Editors**

**Dr. Anil Bhogave**

Department of Horticulture,  
Anand Niketan College of Agriculture,  
Anandwan Warora, Dist. Chandrapur

**Dr. Irshad Hussain**

College of Agriculture,  
Assam Agricultural University,  
Assam

**Ms. Asma Shakeel**

Department of Soil Science,  
Sher-e-Kashmir University of Agricultural  
Sciences and Technology of Kashmir

**Dr. Huiem Diana Devi**

Arunachal University of Studies,  
Namsai,  
Arunachal Pradesh



*Bhumi Publishing*

**October 2024**

Copyright © Editors

Title: AgriTech Revolution: Advancing Sustainable Farming Volume I

Editors: Dr. Anil Bhogave, Dr. Irshad Hussain, Ms. Asma Shakeel, Dr. Huiem Diana Devi

First Edition: October, 2024

ISBN: 978-81-979987-8-2



All rights reserved. No part of this publication may be reproduced or transmitted, in any form or by any means, without permission. Any person who does any unauthorized act in relation to this publication may be liable to criminal prosecution and civil claims for damages.

**Published by:**



**BHUMI PUBLISHING**

**Nigave Khalasa, Tal – Karveer, Dist – Kolhapur, Maharashtra, INDIA 416 207**

**E-mail: [bhumipublishing@gmail.com](mailto:bhumipublishing@gmail.com)**



**Disclaimer:** The views expressed in the book are of the authors and not necessarily of the publisher and editors. Authors themselves are responsible for any kind of plagiarism found in their chapters and any related issues found with the book.

## **PREFACE**

*Agriculture has been the backbone of human civilization for centuries, sustaining societies and economies across the globe. However, as the world's population grows and environmental challenges intensify, the agricultural sector is facing unprecedented pressures. The need for innovative solutions to meet global food demands while ensuring environmental sustainability has never been more urgent. This is where the revolution of AgriTech, the fusion of agriculture and technology, plays a transformative role.*

*AgriTech Revolution: Advancing Sustainable Farming delves into the innovations that are reshaping the landscape of modern agriculture. This book presents a comprehensive overview of cutting-edge technologies and approaches designed to enhance productivity, improve resource efficiency, and promote sustainability in farming practices. From precision agriculture and smart farming techniques to biotechnological advancements and AI-driven analytics, the contents explore how technology is addressing some of the most critical challenges in the agriculture sector.*

*In recent years, AgriTech has not only increased agricultural yields but has also reduced the environmental footprint of farming operations. Whether it's through the development of drought-resistant crops, the application of data analytics to optimize resource use, or the deployment of IoT (Internet of Things) devices to monitor and manage farms remotely, the integration of technology is fundamentally changing how we grow, manage, and distribute food.*

*This book brings together the latest research, case studies, and expert insights into the evolving AgriTech ecosystem. It highlights the potential of these innovations to revolutionize agriculture and create a more sustainable and resilient global food system. Our aim is to inspire researchers, farmers, policymakers, and industry professionals to embrace technological advancements as a means to achieve agricultural sustainability.*

*As we move forward, the intersection of agriculture and technology will continue to evolve, offering new opportunities for sustainable farming. We hope this book serves as a valuable resource in understanding and advancing this critical field, contributing to a future where agricultural progress is in harmony with environmental stewardship.*

**- Editors**

## TABLE OF CONTENT

<b>Sr. No.</b>	<b>Book Chapter and Author(s)</b>	<b>Page No.</b>
1.	<b>ORGANIC AGRICULTURE: A KEY TO NUTRIENT MANAGEMENT</b> Vijay Kumar Singh, Sobha and Atul Nainwal	1 – 12
2.	<b>ORGANIC MEANS OF WEED AND INSECT PEST MANAGEMENT</b> Neha Sinha, Santosh Kumar Chaudhary, Ravi Pratap and Divya Tiwari	13 – 27
3.	<b>MARKER-ASSISTED SELECTION IN PLANT BREEDING: A MODERN APPROACH TO CROP IMPROVEMENT</b> Sarita Choudhary, Neelam Kumari and Harshlata Ragar	28 – 40
4.	<b>TERROIR-BASED TEA QUALITY AS INFLUENCED BY SOIL COMPOSITION</b> Bidisha Hazarika, B. K. Medhi and A. S. Gogoi	41 – 50
5.	<b>INSECTS: FRIENDS OR ENEMIES</b> Mangal Sukhi Meena, Amar Singh and Laxman Singh Saini	51 – 60
6.	<b>AGRICULTURAL PRACTICES IN ANCIENT INDIA</b> Sai Prashanthi N	61 – 67
7.	<b>HARNESSING DIGITAL TECHNOLOGIES IN AGRICULTURE: CURRENT TRENDS AND FUTURE RESEARCH PATHWAYS</b> Akanksha Sant, Shubham and Mayank Monga	68 – 80
8.	<b>SMART PEST MANAGEMENT: THE ROLE OF PRECISION AGRICULTURE IN MODERN FARMING</b> Mangal Sukhi Meena and Laxman Singh Saini	81 – 102
9.	<b>FRUIT GRADE CLASSIFICATION AND DISEASE DETECTION</b> S. Mary Praveena, R. Kanmani and R. Ramakrishnan	103 – 107
10.	<b>THE ROLE OF TECHNOLOGY IN MODERN AGRICULTURE: INNOVATIONS AND IMPACTS</b> S. Vimal Dolli and A. Sameema	108 – 110

---

11.	<b>PRECISION AGRICULTURE IN VEGETABLE PRODUCTION: OPPORTUNITIES AND CHALLENGES</b>	111 – 123
	Mahendra Kumar Yadav and Gayathri P. M	
12.	<b>GENETICALLY MODIFIED CROPS IN INDIA</b>	124 – 130
	Ravi Kumar	
13.	<b>RAPID MULTIPLICATION OF BANANA PLANTS: THE ROLE OF MICROPROPAGATION</b>	131 – 138
	Ravi Kumar	
14.	<b>LEGAL FRAMEWORK FOR AGRITECH INNOVATION</b>	139 – 146
	Ashok Kumar Karnani	

---

## **ORGANIC AGRICULTURE: A KEY TO NUTRIENT MANAGEMENT**

**Vijay Kumar Singh\*<sup>1</sup>, Sobha<sup>2</sup> and Atul Nainwal<sup>2</sup>**

<sup>1</sup>Department of Soil Science,

<sup>2</sup>Department of Seed Science,

SGRR University Dehradun Uttarakhand- 248001

\*Corresponding author E-mail: [vijaysingh24285@gmail.com](mailto:vijaysingh24285@gmail.com)

### **Abstract:**

Agriculture is the backbone of Indian economy. The advancement of technology and development in agriculture has enabled our country to provide food security. As every technology has pros and cons; this advancement in agriculture has directed to imbalance our ecosystem by unsystematic application of an enormous quantity of chemical fertilizers, pesticides in terms of their negative impact on the human health and the environment. So Organic Agriculture' is the only solution to nurture the land and to regenerate the soil by going back to our traditional method of farming i.e., free from chemicals, pesticides and fertilizers. Adaptation and mitigation based on organic agriculture can build on the well-established practice because organic agriculture avoids nutrient exploitation and increases soil organic matter content. Consequently, soils under organic farming capture and store more water than soils under conventional cultivation. Furthermore, organic farming reduces the vulnerability of the farmers to climate change and variability by comprising highly diverse farming systems and thus, increases the diversity of income sources and the flexibility to cope with adverse effects of climate change and variability, such as changed rainfall patterns. So, this chapter provides a brief outlook about Organic Agriculture in relation nutrient management.

**Keywords:** Organic Agriculture, Sustainable Agriculture, Food Security, Modern Agriculture

### **Introduction:**

Organic farming has emerged as an alternative to conventional agriculture that preserves soil health and provides nutritious food by abstaining from using fertilisers and pesticides. Organic farming uses biofertilisers, vermicomposting, and green manure to promote soil health and biodiversity and provide healthy food (Das *et al.*, 2021; Reganold & Wachter, 2016). These qualities make organic farming a viable and sustainable option in the long run (Schoonbeek *et al.*, 2013). Moreover, organic farming ensures sustainability

(economic, environmental, and social) and supports sustainable development goals (Bandanaa *et al.*, 2021; Šeremešić *et al.*, 2021).

The International Federation of Organic Agriculture Movements (IFOAM), General Assembly (2008) defined organic farming as: a production system that sustains the health of soils, ecosystems, and people. It relies on ecological processes, biodiversity, and cyclical adaptation to local conditions rather than using inputs with adverse effects. Organic Agriculture combines tradition, innovation, and science to environment benefit and the promote shared fair relationships and good quality of life for all involved. In recent years, organic farming is gaining momentum worldwide, including in developed and developing countries. This can be observed by the significant increase in demand for organic products, and more agricultural land goes into account for organic farming (Willer *et al.*, 2022). Globally, the organic food and drink sales market reached more than 120.6 billion euros in 2020 (Willer *et al.*, 2022). With its enormous environmental and economic benefits, organic farming is taking new shapes, but simultaneously, farmers are facing multifaceted challenges in adopting this practice, such as transition periods, certification, productivity, markets, and extension services. These challenges are the key reasons for the slow development of organic agriculture.

Organic farming is a method of farming system which principally meant at cultivating the land and raising crops in such a way, as to keep the soil alive and in good health. Organic farming protects soil life by avoiding the use of synthetic fertilizers and pesticides, thus abating chemical soil disturbance. The saying, feed the soil and the soil will feed the plant, has been the guiding principle of organic farmers since the movement began. Organic farming system is based on the management of soil organic matter, which in turn maintains the physical, chemical, and biological properties of soil. Soil organic carbon and nitrogen are primary indicators of soil health in organic farming. According to the definition of the United States Department of Agriculture (USDA), organic farming is a system which avoids or largely excludes the use of synthetic inputs (such as fertilizers, pesticides, hormones, feed additives etc.) and to the maximum extent feasible rely upon crop rotations, crop residues, animal manures, off-farm organic waste, mineral grade rock additives and biological system of nutrient mobilization and plant protection.

Soil health, also referred to as soil quality, is defined as “the capacity of soil to function within ecosystem boundaries to sustain biological activity, maintain environmental quality, and promote plant and animal health” (Doran and Zeiss 2000). Soil health management means executing practices that either maintain or augment the soil’s



physical, chemical, and biological attributes to improve soil functions. These attributes function synergistically and interact in a complex way to deliver specific soil services and to enhance ecosystem functions, such as nutrient availability, erosion control, and water infiltration. The key characteristics of soil health management in organic farming is protecting the long term fertility of soils by maintaining organic matter levels, encouraging soil biological activity. Soil building practices such as crop rotations, intercropping, symbiotic associations, cover crops, organic fertilizers, minimum tillage are central to organic practices. Those practices encourage soil formation and structure and creating more stable systems. A healthy soil would ensure high organic matter, good soil tilth and structure, proper retention and release of water and nutrients, promote and sustain root growth, maintain soil biotic habitat, respond to management and resist degradation. Building and improving the soil health in organic farming will ensure continued productivity, enhance farmers' incomes, and promote food security.

### **Why organic agriculture is our need?**

Growing healthy food and maintenance of soil health is the first criteria. It has been estimated that by 2050, the demand of agricultural products will grow by 1.1% annually as the world's population will reach up to 9 billion (Alexandratos and Bruinsma, 2012). To meet the ever-increasing demand for food of increasing population, farmers are placing excessive pressure on natural resources with a quest to achieve enhanced crop yield. Although as an after effect of green revolution, agricultural production has increased to some extent, but it happens only at the cost of environmental and natural resources degradation (Bazuin *et al.*, 2011). Farmers are also facing different issues like greenhouse gas (GHG) emissions which causes climate change, deterioration in physical, chemical and biological soil health due to excess and imbalanced use of chemical inputs.

Sustainable agricultural approaches are getting more heed now-a-days. So, it is high time to acknowledge the link between soil quality, long-term soil productivity, and environmental health to conserve natural resources for future endeavour. In this regard, organically cultivated soil or organic agriculture (OA) can be screened out as an environment friendly agricultural management strategy (Jouzi *et al.*, 2017), where varieties of approaches like crop rotation, cover cropping, reduced tillage, and application of organic sources of nutrients may improve soil fertility with sustainable crop yield.

### **What is organic agriculture?**

Organic agriculture is holistic production management system which promotes and enhances agro-ecosystem health, including biodiversity, biological cycles, and soil

biological activity. Organic production systems are based on specific and precise standards of production which aim at achieving optimal agro-ecosystems which are socially, ecologically and economically sustainable.

IFOAM defines organic agriculture as: a production system that sustains the health of soils, ecosystems and people. It relies on ecological processes, biodiversity and cycles adapted to local conditions, rather than the use of inputs with adverse effects. Organic agriculture combines tradition, innovation and science to benefit the shared environment and promote fair relationships and a good quality of life for all involved.” The International Federation of Organic Agriculture Movements (IFOAM) has formulated four broad principles of organic farming, which are the basic roots for organic agriculture growth and development in a global context.

**1. Principle of health:** Organic agriculture should sustain and enhance the health of soil, plant, animal, human and planet as one and indivisible. Health is the wholeness and integrity of living systems. It is not simply the absence of illness, but the maintenance of physical, mental, social and ecological well-being.

**2. Principle of ecology:** Organic agriculture should attain ecological balance through the design of farming systems, establishment of habitats and maintenance of genetic and agricultural diversity. Those who produce, process, trade, or consume organic products should protect and benefit the common environment including landscapes, climate, habitats, biodiversity, air and water.

**3. Principle of fairness:** Organic agriculture should build on relationships that ensure fairness with regard to the common environment and life opportunities. Fairness is characterized by equity, respect, justice and stewardship of the shared world, both among people and in their relations to other living beings.

**4. Principles of care:** Organic agriculture should be managed in a precautionary and responsible manner to protect the health and well-being of current and future generations and the environment. It should prevent significant risks by adopting appropriate technologies and rejecting unpredictable ones, such as genetic engineering.

#### **Main principle of organic farming**

- Protect the environment, minimize soil degradation and erosion, decrease pollution, optimize biological productivity and promote a sound state of health.
- Maintain long-term soil fertility by optimizing conditions for biological activity within the soil.
- Maintain biological diversity within the system.

- Recycle materials and resources to the greatest extent possible within the enterprise.
- Provide attentive care that promotes the health and meets the behavioural needs of livestock.
- Prepare organic products, emphasizing careful processing, and handling methods in order to maintain the organic integrity and vital qualities of the products at all stages of production.
- Rely on renewable resources in locally organized agricultural systems.

### **Impacts on soil**

- Reduced soil erosion.
  - Increased SOM, soil fertility/ soil health.
  - In the longest trial so far (>150 years), at the Rothamsted Experimental Station (UK), SOM and soil total N levels have increased by about 120% in the organic manured plots, and only by about 20% in the plots employing NPK fertilizer. (Gomiero *et al.*, 2011).
  - Higher microbial biomass carbon and nitrogen, and net mineralizable N.
  - Enhanced microbial activity (20-30%).
  - Enhanced aggregate stability and water retention capacity of the soil.
  - Enhanced activity of earthworms and other macro-organisms.
- Conversion from conventional to organic farming results in increased population of beneficial bacterivore nematodes while reducing plant parasitic nematodes (Briar *et al.*, 2007).

### **Nutrient management in organic farming**

In organic farming, it is important to constantly work to build a healthy soil that is rich in organic matter and has all the nutrients that the plants need. Several methods viz. green manuring, addition of manures and bio fertilizers etc. can be used to build up soil fertility. These organic sources not only add different nutrients to the soil but also help to prevent weeds and increase soil organic matter to feed soil microorganisms. Soil with high organic matter resists soil erosion, holds water better and thus requires less irrigation. Some natural minerals that are needed by the plants to grow and to improve the soil's consistency can also be added. Soil amendments like lime are added to adjust the soil's pH balance. However soil amendment and water should contain minimum heavy metals. Most of the organic fertilizers used are recycled by-products from other industries that would otherwise go to waste. Farmers also make compost from animal manures and mushroom

compost. Before compost can be applied to the fields, it is heated and aged for at least two months, reaching and maintaining an internal temperature of 130o-140oF to kill unwanted bacteria and weed seeds. A number of organic fertilizers/amendments and bacterial and fungal bio fertilizers can be used in organic farming depending upon availability and their suitability to crop. Different available organic inputs are described below:

**1. Organic manures** Commonly available and applied farm yard manure (FYM) and vermicompost etc. are generally low in nutrient content, so high application rates are needed to meet crop nutrient requirements. However, in many developing countries including India, the availability of organic manures is not sufficient for crop requirements; partly due to its extensive use of cattle dung in energy production. Green manuring with *Sesbania*, cowpea, green gram etc. are quite effective to improve the organic matter content of soil. However, use of green manuring has declined in last few decades due to intensive cropping and socioeconomic reasons. Considering these constraints. International Federation of Organic Agriculture Movement (IFOAM) has approved the use of some inorganic sources of plant nutrients like rock phosphate, basic slag, rock potash etc. in organic farming systems. These substances can supply essential nutrients and may be from plant, animal, microbial or mineral origin and may undergo physical, enzymatic or microbial processes and their use does not result in unacceptable effects on produce and the environment including soil organisms.

## **2. Bacterial and fungal biofertilizers**

Contribution of biological fixation of nitrogen on surface of earth is the highest (67.3 per cent) among all the sources of N fixation. Following bacterial and fungal bio fertilizers can be used as a component of organic farming in different crops.

**1. Rhizobium:** The effectiveness of symbiotic N<sub>2</sub> fixing bacteria viz. Rhizobia for legume crops e.g. *Rhizobium*, *Bradyrhizobium*, *Sinorhizobium*, *Azorhizobium*, and *Mesorhizobium* etc. have been well recognized. These bacteria infecting legumes have a global distribution. These rhizobia have a N<sub>2</sub>-fixing capability up to 45-60 kg N ha<sup>-1</sup> depending on host- plant species and bacterial strains. Carrier based inoculants can be coated on seeds for the introduction of bacterial strains into soil.

**2. Azotobacter:** N<sub>2</sub> fixing free-living bacteria can fix atmospheric nitrogen in cereal crops without any symbiosis. Such free living bacterias are: *Azotobacter* sp. for different cereal crops; *Acetobacter diazotrophicus* and *Herbaspirillum* spp. for sugarcane, sorghum and maize crop. Besides fixing nitrogen, they also increase germination and vigour in young plants leading to an improved crop stand. They can

fix 15-20 kg/ha nitrogen per year. Azotobactersp. also has ability to produce anti-fungal compounds against many plant pathogens. Azotobacter can biologically control the nematode diseases of plants also.

- 3. Azospirillum:** The genus Azospirillum colonizes in a variety of annual and perennial plants. Studies indicate that Azospirillum can increase the growth of crops like sunflower, carrot, oak, sugarbeet, tomato, pepper, cotton, wheat and rice. The crop yield can increase from 5-30 per cent. Inoculum of Azotobacter and Azospirillum can be produced and applied as in peat formulation through seed coating. The peat formulation can also be directly utilized in field applications.
- 4. Plant growth promoting rhizobacteria:** Various bacteria that promote plant growth are collectively called plant growth promoting rhizobacteria (PGPR). PGPR are thought to improve plant growth by colonizing the root system and pre-empting the establishment of suppressing deleterious rhizosphere microorganisms on the roots. Large populations of bacteria established in planting material and roots become a partial sink for nutrients in the rhizosphere thus reducing the amount of C and N available to stimulate spores of fungal pathogens or for subsequent colonization of the root. PGPR belong to several genera viz. Actinoplanes, Azotobacter, Bacillus, Pseudomonas, Rhizobium, Bradyrhizobium, Streptomyces, Xanthomonas etc. Bacillus spp. act as biocontrol agent because their endospores are tolerant to heat and desiccation. Seed treatment with *B. subtilis* reported to increase yield of carrot by 48 per cent, oats by 33 per cent and groundnut upto 37 per cent.
- 5. Phosphorus-Solubilizing Bacteria (PSB):** Phosphorus is the vital nutrient next to nitrogen for plants and microorganisms. This element is necessary for the nodulation by Rhizobium and even to nitrogen fixers, Azolla and BGA. The phospho microorganism mainly bacteria and fungi make available insoluble phosphorus to the plants. It can increase crop yield up to 200-500 kg/ha and thus 30 to 50 kg Super Phosphate can be saved. Most predominant phosphorus-solubilizing bacteria (PSB) belong to the genera Bacillus and Pseudomonas. At present PSB is most widely used bio fertilizer in India. PSB can reduce the P requirement of crop up to 25 per cent.
- 6. Mycorrhizal fungi:** Root-colonizing mycorrhizal fungi increase tolerance of heavy metal contamination and drought. Mycorrhizal fungi improve soil quality also by having a direct influence on soil aggregation and therefore aeration and water dynamics. An interesting potential of this fungi is its ability to allow plant access to nutrient sources which are generally unavailable to the host plants and thus plants

may be able to use insoluble sources of P when inoculated with mycorrhizal fungi but not in the absence of inoculation.

**7. Blue Green Algae (BGA):** BGA are the pioneer colonizers both in hydrosphere and xerosphere. BGA constitute the largest, most diverse and widely distributed group of prokaryotic microscopic organisms that perform oxygenic photosynthesis. These are also known as cyanophyceae and cyanobacteria. These are widely distributed in tropics; and are able to withstand extremes of temperature and drought. The significance of the abundance of BGA in Indian rice soils has been well recognized. Multi location trials conducted under varying agro-climatic conditions have indicated that the algal inoculation could save 30 kg N/ha, however, it depends upon the agro ecological conditions. BGA has been reported to reduce the pH of soil and improve upon exchangeable calcium and water holding capacity. The recommended method of application of the algal inoculum is broadcasting on standing water about 3 to 4 days after transplantation. After the application of algal inoculum, the field should be kept water logged for about a week's time. Establishment of the algal inoculum can be observed within a week of inoculation in the form of floating algal mats, more prominently seen in the afternoon.

**Azolla:** A floating water fern 'Azolla' hosts nitrogen fixing BGA *Anabaena azollae*. Azolla contains 3.4 per cent nitrogen (on dry wt. basis) and add organic matter in soil. This bio fertilizer is used for rice cultivation. There are six species of Azolla viz. *A. caroliniana*, *A. nilotica*, *A. mexicana*, *A. filiculoides*, *A. microphylla* and *A. pinnata*. Azolla plant has a floating, branched stem, deeply bilobed leaves and true roots which penetrate the body of water. The leaves are arranged alternately on the stem. Each leaf has a dorsal and ventral lobe. The dorsal fleshy lobe is exposed to air and contains chlorophyll. It grows well in ditches and stagnant water. Azolla can be easily grown throughout the year in India if water is not a limiting factor and climatic conditions are favourable for its growth. This fern usually forms a green mat over water. Azolla is readily decomposed to  $\text{NH}_4$  which is available to the rice plants. Field trial have shown that rice yields increased by 0.5-2t/ha due to Azolla application. In India and China, an about 20 and 18 per cent increase in rice yield, respectively has been reported due to Azolla application.

**8. Biochar [Total C, N, P, K – (55-60) %, (1.00-1.10) %, (0.20-0.25) %, (0.75-0.90) %, respectively]**

- Biochar is charcoal-like solid material made from the carbonization (i.e., thermochemical conversion, heating up to 400-800 °C) of biomass in an oxygen-limited environment. The conversion process of bio-char from organic waste is called pyrolysis.
- By-products of the process includes syngas (H<sub>2</sub> + CO), minor quantities of methane (CH<sub>4</sub>), organic acids and excess heat.
- Bio-char as a soil amendment is proposed to mitigate human-induced climate change, enhance rates of C sequestration in the soil along with improving soil productivity.
- It can improve soil fertility of acidic soils and reduce soil acidity. Common methods for production are heap method, drum method, biochar stove.

In organic farming, chemical herbicides cannot be used. So weeding can be done only manually. Different cultural practices like tillage, flooding, mulching can be used to manage the weeds. Besides, biological (pathogen) method can be used to manage the loss due to weeds. When the ground is fallow, a cover crop can be planted to suppress weeds and build soil quality. Weeds growth can also be limited by using drip irrigation whenever possible, which restricts the distribution of water to the plant line.

**Limitations and implications of organic farming**

There are a few limitations with organic farming such as:

1. Organic manure is not abundantly available and on plant nutrient basis it may be more expensive than chemical fertilizers if organic inputs are purchased.
2. Production in organic farming declines especially during first few years, so the farmer should be given premium prices for organic produce.
3. The guidelines for organic production, processing, transportation and certification etc. are beyond the understanding of ordinary Indian farmer.
4. Marketing of organic produce is also not properly streamlined.

There are a number of farms in India which have either never been chemically managed/cultivated or have converted back to organic farming because of farmers' beliefs or purely for reason of economics. These thousands of farmers cultivating million acres of land are not classified as organic though they are. Their produce either sells in the open market along with conventionally grown produce at the same price or sells purely on goodwill and trust as organic through select outlets and regular specialized markets. These

farmers may never opt for certification because of the costs involved as well as the extensive documentation that is required by certifiers.

### **Major researchable issues in organic farming**

1. Site specific sustainable organic package of practices for major and underutilized crops of the State is required with special reference to the nutrient budgeting in crops and cropping system and changes in soil health due to use of organic nutrient sources.
2. Locally available organic sources of nutrients should be identified and nutrients supply through the organic sources and demand of crops should be synchronized. With regards to agro-waste management's research should be focused on recycling of farm waste means in-situ fertility management, conservation agriculture etc.
3. Isolation, identification and characterization of suitable microbes for efficient nutrient use to fulfil the nutrient demand and for controlling the plant diseases.
4. Development of profitable and suitable integrated farming system models for small and marginal farmers to improve their livelihoods is the need of hour.
5. Identification of most profitable cropping systems and after identification the nutrient demand of these cropping systems should be standardized for efficient use of natural resources.
6. Organic seed production of different crops should be under taken under the technical guidance of plant breeder and agronomist to fulfil the seed requirement of the region.
7. Carbon sequestration capacity of crops and cropping system should also be worked out to know the carbon dynamics in the soil.
8. Date of sowing/planting of major crops should be re-evaluated and screening of heat/cold tolerances varieties of crops especially rice and maize is required under changing climate conditions.

### **Suggestions and Recommendation**

1. The farmers' should be made aware with the scientific information about organic agriculture.
2. Government should provide subsidies in organic produce to the farmers and facility of easy credit with lower rate of interest.
3. Higher prices should be determined by the government for organic produce than the conventional produce.



4. Agriculture universities should encourage the research in the field of organic farming.
5. Government, NGO's and extension workers should organize various workshops, seminars, conferences, etc. with the help of subject matter specialist for farmers.
6. Private companies should invest in the project of producing organic food products free from harmful chemicals.
7. At an individual level, should promote the use of organic produce by going for organic agriculture in their kitchen garden, buying organic products available in the market.

**Conclusion:**

Organic agriculture is a holistic food production system works with the sustainable use of locally available natural resources. The need is to adopt a comprehensive approach for the promotion of organic agriculture by taking cooperation of all stakeholders, environmental friendly technologies, marketing infrastructure and financial support for quality and quantity organic food production. An environmentally sustainable system of agriculture like organic agriculture will be able to maintain a resource balance, avoid over exploitation of resource, conserving soil nutritional quality, health and biodiversity.

**References:**

1. Alexandratos, N., & Bruinsma, J. (2012). World agriculture towards 2030/2050: the 2012 revision.
2. Bandanaa, J., Asante, I. K., Egyir, I. S., Schader, C., Annang, T. Y., Blockeel, J., Kadzere, I., & Heidenreich, A. (2021). Sustainability performance of organic and conventional cocoa farming systems in Atwima Mponua District of Ghana. *Environmental and Sustainability Indicators*, 11(February), 100121. <https://doi.org/10.1016/j.indic.2021.100121>
3. Bazuin, S., Azadi, H., & Witlox, F. (2011). Application of GM crops in Sub-Saharan Africa: lessons learned from Green Revolution. *Biotechnology advances*, 29(6), 908-912.
4. Briar, S. S., Grewal, P. S., Somasekhar, N., Stinner, D., & Miller, S. A. (2007). Soil nematode community, organic matter, microbial biomass and nitrogen dynamics in field plots transitioning from conventional to organic management. *Applied Soil Ecology*, 37(3), 256-266.

5. Das, S., Chatterjee, A., & Pal, T. K. (2021). Organic farming in India: A vision towards a healthy nation. *Food Quality and Safety* (Vol. 4, Issue 2, pp. 69–76). Oxford University Press. <https://doi.org/10.1093/FQSAFE/FYAA018>
6. Gomiero, T., Pimentel, D., & Paoletti, M. G. (2011). Environmental impact of different agricultural management practices: conventional vs. organic agriculture. *Critical reviews in plant sciences*, 30(1-2), 95-124.
7. IFOAM General Assembly. (2008). Definition of organic agriculture. IFOAM ORGANIC INTERNATIONAL. <https://www.ifoam.bio/why-organic/organic-landmarks/definition-organic>
8. Jouzi, Z., Azadi, H., Taheri, F., Zarafshani, K., Gebrehiwot, K., Van Passel, S., & Lebailly, P. (2017). Organic farming and small-scale farmers: Main opportunities and challenges. *Ecological Economics*, 132, 144-154.
9. Reganold, J. P., & Wachter, J. M. (2016). Organic agriculture in the twenty-first century. *Nature Plants*, 2, 15221. <https://doi.org/10.1038/nplants.2015.221>
10. Schoonbeek, S., Azadi, H., Mahmoudi, H., Derudder, B., De Maeyer, P., & Witlox, F. (2013). Organic Agriculture and Undernourishment in Developing Countries: Main Potentials and Challenges. *Critical Reviews in Food Science and Nutrition*, 53(9), 917–928. <https://doi.org/10.1080/10408398.2011.573886>
11. Šeremešić, S., Dolijanović, Ž., Simin, M. T., Vojnov, B., & Trbić, D. G. (2021). The future we want: Sustainable development goals accomplishment with organic agriculture. *Problemy Ekorožwoju*, 16(2), 171–180. <https://doi.org/10.35784/pe.2021.2.18>
12. Willer, H., Trávníček, J., Meier, C., & Schlatter, B. (2022). The world of organic agriculture: Statistics and emerging trends 2022. Research Institute of Organic Agriculture (FiBL), Frick, and IFOAM. <https://www.ifoam.bio/en%0Ahttps://shop.fibl.org/CHde/mwdownloads/download/link/id/1093/?ref=1>
13. Doran, J.W., and Zeiss, M.R. (2000). Soil Health and Sustainability: Managing the Biotic Component of Soil Quality. *Applied Soil Ecology* 15: 3–11.

## **ORGANIC MEANS OF WEED AND INSECT PEST MANAGEMENT**

**Neha Sinha\*<sup>1</sup>, Santosh Kumar Chaudhary<sup>2</sup>, Ravi Pratap<sup>3</sup> and Divya Tiwari<sup>1</sup>**

<sup>1</sup>Department of Horticulture (Fruit Science),

<sup>2</sup>Department of Agronomy,

Nalanda College of Horticulture, Noorsarai, B.A.U. Sabour, Bhagalpur (Bihar) India.

<sup>3</sup>Department of Horticulture (Fruit Science),

CSA University of Agriculture & Technology, Kanpur-208002, (Uttar Pradesh), India.

\*Corresponding author E-mail: [sinhanehans37@gmail.com](mailto:sinhanehans37@gmail.com)

### **Introduction:**

As is common knowledge, organic farming is the safest type of farming, protecting people and plants as well as the entire ecosystem. Since, out of 250000 plant species, about 30,000 species are grouped as weeds. Of which about 18,000 species are prominent in agricultural and non-agricultural system and causes serious losses. In order to advance organic farming, now let us use organic weed management techniques. Uncontrolled, weed could reduce global yields of major crops by around 34% (Oerke, 2006). Organic weed management is a holistic system involving an entirely different approach to managing a farming system (Hole *et al.*, 2005). The organic farmer is not interested in eliminating all weeds but wants to keep the weeds at a threshold level that is both economical and manageable (Marshall *et al.*, 2003; Bretagnolle and Gaba 2015; Smith *et al.*, 2020). All weed species have their weaknesses and their strengths, usually occurring at distinct stages of their life cycles or resulting from specific growth patterns. Different weeds present problems at different times of year, or with different crops. Some weed control strategies, such as disking a field infested with quack grass, may even increase the prevalence of certain species of weeds under specific conditions (Sota *et al.*, 1930). One who manages weeds organically must be intimately familiar with the type of weeds and their growth habits to determine which control methods to employ. This concept forms the core of effective weed control in an organic production system. Correctly identifying the species of weeds that are causing major problems in your fields is critical to choosing the timing and effective control measures. There are some important approaches for organic weed management.

- 1. Thermal weed control:** Thermal weed control involves the use of flaming equipment to create direct contact between the flame and the plant. This technique

works by rupturing plant cells when the sap rapidly expands in the cells. Flaming can be used either before crop emergence to give the crop a competitive advantage or after the crop has emerged. However, flaming at this point in the crop production cycle may damage the crop. Although the initial equipment cost may be high, flaming for weed control may prove cheaper than hand weeding (Ascard, 1995; Sirvydas *et al.*, 2003).

2. **Soil solarisation:** The basic principle/phenomenon behind soil solarization is that light received from the sun is in the form of electromagnetic short waves, which easily pass through the transparent colourless polyethene films and reach to soil. As a result, earth/soil is heated up and emits long-wave terrestrial radiation, which, however, cannot pass through transparent polyethene films and results in build-up or trapping of heat (Katan *et. al.*, 1976). A decrease in the heat loss of soil through evaporation and convection is the main cause of increase in soil temperature by transparent polyethene films. During this process, a clear plastic film is placed over an area after it has been tilled. Solarisation works when the heat created under the plastic film, which is tightly sealed at the edges, becomes intense enough to kill weed seeds and other propagules.
3. **Mulch:** In crop fields, weeds are unwelcome and harmful guests that compete with the crop plants for nutrients, water, and space (Qin *et al.*, 2015; Jaysawal *et al.*, 2018; Kumar *et al.*, 2019). Mulching or covering the soil surface can prevent weed seed germination by blocking light transmission preventing weed seed germination. Allelopathic chemicals in the mulch also can physically suppress seedling emergence. Mulching may broadly be categorized into
  - i. **Live mulch:** It includes (cover crop, inter-crop, green manure crop, etc). Living mulch is usually a plant species that grows densely and low to the ground, such as clover e.g. Clover mulch in corn field (Fig.1). Kura clover will recover to full output in 12 months without replanting and can be maintained as living mulch in corn with minimal to no impact in corn whole-plant or grain yield (Robert *et al.*, 2000). Living mulches can be planted before or after a crop is established. It is important to kill, till in, or otherwise manage the living mulch so that it does not compete with the actual crop.
  - ii. **Dead mulch:** Dead mulch could be:

- a) Organic mulches such as i) residue mulch (dry residues of plants/crops, e.g. straw/stover, groundnut shells, sawdust, grass clippings, bark from treads, etc.), ii) organic matter mulch, e.g. compost, FYM;
- b) Synthetic mulch, e.g. polyethene film, polyester sheet, latex and starch resin spray mulches;
- c) Soil mulch (no material put to the surface, but few centimeters of surface are disturbed mainly to prevent capillary evaporation in dry semi-arid areas). Dead mulch may be applied before and after crop sown. If it is adopted simultaneously/concurrently with crops, line sowing preferably in wider row-space is a pre-requisite. It cannot be practiced in broadcast crop. Mulching is best-suited to wide-row field crops, e.g. cotton, sugarcane, maize, fruit crops, e.g. citrus, banana, grape and plantation crops, e.g. tea, coffee, rubber etc.

Almost all mulches except polyethene film are bad conductors of heat. They get heated up on receiving short-wave solar radiation, but transmission or conduction of heat is very less. They prevent sunlight from reaching to soil covered by it and to germinating weeds, whose photosynthesis inhibited causing them to die. They also provide an effective barrier to weed emergence. Even the germinated weeds, find it difficult to penetrate the thick layer of mulch. Mulching is very effective against most annual weeds and some perennial weeds such as *Cynodon dactylon*, *Sorghum halepense*.

- a. **Organic mulches:** Such materials as straw, bark, and composted material can provide effective weed control. Producing the material on the farm is recommended since the cost of purchased mulches can be prohibitive, depending on the amount needed to suppress weed emergence. An effective but labor-intensive system uses newspaper and straw (Fig. 2). Two layers of newspaper are placed on the ground, followed by a layer of hay. It is important to make sure the hay does not contain any weed seeds.
- b. **Inorganic mulches:** Materials such as black polyethylene have been used for weed control in a range of crops in organic production systems (Fig. 3). Black plastic film mulch, used in conjunction with in-row drip irrigation, is the weed management option of choice for many medium- to

large-scale organic and conventional vegetable farms. The opaque film reduces germination of light-responsive weed seeds; shades out and physically block the emergence of most weeds; and can enhance crop growth by conserving soil moisture, promoting soil warming, and speeding nutrient mineralization from soil organic matter. The crop growth benefits contribute to weed management by enhancing the crop's ability to tolerate and compete with weeds. (Schonbeck, M, <https://eorganic.org/node/4872>). Polyethylene mulch and biodegradable plastic mulches have been used in annual vegetable and strawberry (*Fragaria × ananassa* Duch.) production systems for several decades due to their ability to suppress weeds, modify soil temperature and moisture, and promote earlier and greater yields.



**Corn growing in kura clover living mulch**



**Straw mulch in strawberry field**



**Opaque plastic mulch used in small crop production**

- 4. Mechanical weed management:** Managing weeds mechanically is both time consuming and labor-intensive but it is also one of the most effective methods for managing weeds. The choice of implementation, timing, and frequency will depend on the structure and form of the crop and the type and number of weeds. Cultivation involves killing emerging weeds or burying freshly shed weed seeds below the depth from which they will germinate. It is important to remember that any ecological approach to weed management begins and ends in the soil seed bank. The soil seed bank is the reserve of weed seeds present in the soil. Observing the composition of the seed bank can help a farmer make practical weed management decisions.

**5. Stale seedbed:** A stale seedbed is one where the non-dormant weeds in the shallow soil layers known as (the germination zone where weeds may develop) are eliminated prior to crop planting. This technique involves preparation of seedbed to promote germination of weeds, a number of days or weeks before the actual sowing or planting of the crop followed by destruction of the emerging weed seedlings with minimal soil disturbance (Mohler, 2001). Stale seed bed generally involves four steps:

- i. a seedbed is prepared,
- ii. weed seeds in the shallow soil zone germinate naturally or via pre-irrigation and then emerge
- iii. emerged weeds are then killed with minimum soil disturbance as necessary, and
- iv. then crop is promptly seeded or transplanted into mostly weed free soil.

Outgrowth of weeds from the germination zone varies on the type of soil, tillage, and weed species. In agricultural fields, the majority of weeds grow in the top 6 cm of the Soil profile (Cousens and Moss, 1990; Croix S. du. *et al.*, 2000). As a result, the stale seedbeds is successful when the majority of weeds emerged in the top 6 cm of the soil profile and killed before growing a crop.

**6. Crop rotation:** Crop rotation has been at the heart of the organic weed management system since medieval times and has persisted well into the 20th century due to its proven effects on weed populations. The goal of a crop rotation is to create an unstable environment that discourages weeds from becoming established in the field. Deciding on the sequence of crops, a farmer must take into account the type of soil he or she is working with, the climate, and the crop. Diverse crop rotations are essential to build a healthy, sustainable organic system and break pest and weed cycles. In general, it is best to alternate legumes with grasses, spring-planted crops with fall-planted crops, row crops with close-planted crops, heavy feeders with light feeders. Careful use of cover crops during times when the ground would be bare adds valuable nutrients (especially nitrogen), adds organic matter, improves soil microbial diversity, and prevents erosion. Maintain a long-term balance of diverse crops on a farm, taking into account any necessary soil conservation practices, livestock requirements, time constraints and market profitability.

- 7. Trap and catch crops:** Trap and catch crops should be included in crop rotation particularly for controlling parasitic weeds *Striga* and *Orobancha*. There is no trap or catch crop of *Cuscuta*. Trap crops are nothing but false hosts, which exude striga germination stimulants and induces striga seed germination, but after germination, striga may die-out for want/lack of attachment with the roots of a suitable host. This is called suicidal germination. Cotton, soybean, sunflower, cowpea, jute, pigeon pea, chick pea, kenaf and groundnut are trap crops for striga.
- 8. Crop establishment and competition:** Transplanting helps increase a crop's competitive ability since the plants are larger and easier to establish. Sow crops close together by reducing the row spacing. Since the crop will take up more space, it shades the weeds, reducing the weeds' ability to compete. Another technique involves increasing the seeding rate of a crop. This increases the competitive ability of the crop by increasing the odds that the crop will survive in greater numbers than the weeds. The most effective way to control weed growth is to have highly competitive crops. A vigorously growing crop is less likely to be adversely affected by weed pressure. It is imperative to create conditions where the intended crop can establish dominance quickly. Using high-quality, vigorous seed, well adjusted planting equipment, adapted varieties, optimal soil fertility, good soil drainage and tilt, and proper soil preparation will usually result in rapid, vigorous crop growth.
- 9. Sanitation:** Sanitation is the "first line of defense" in any plant protection program and can reduce potential problems with insect and mite pests and diseases. Mowing weeds around the edges of fields or after harvest prevents weeds from going to seed. Hand rouging weeds in problem areas, and thoroughly composting manure can reduce the spread of weed seeds and difficult weed species. Thorough cleaning of any machinery that has been used in weedy fields is a good idea, as is establishing hedgerows to limit wind-blown seeds. Using clean seed will prevent the introduction of new weed problems and will avoid planting a generous crop of weeds with your desired crop. Common sense, yes — and it works! Cultural practices won't prevent all weed growth, and some mechanical follow-up will usually be necessary, but cultural practices can improve soil conditions, permitting more effective mechanical control, they can adjust weed species to ones that are easier to control, and, most importantly, cultural weed-control practices can produce high-quality, vigorous, high-yielding organic crops. It is important to maintain proper sanitation on the farm to reduce the introduction and spread of



weed seeds. When properly treated and managed in accordance with the existing state and federal regulations and standards, organic waste can be utilized as soil organic amendment after undergoing the composting process or other means of stabilization (Ozores-Hampton *et al.*, 1998; Ozores-Hampton and Peach, 2002). First, any animal manure that will be used on the farm should be composted because weed seeds can pass through an animal's digestive system unharmed, it is important to compost the manure. Composting results in temperatures that become high enough to kill many weed seeds (Ozores-Hampton, 1998). Second, purchase certified seed that is guaranteed to be free of weed seeds. If you are a farmer interested in saving your own seed, be diligent about collecting clean seed so you do not contaminate your collections. Also make sure to remove weeds before they set seed. Once a weed is allowed to set seed, the number of weed seeds in the seed bank is increased. Last, keep tillage and other equipment clean when moving between fields to reduce the spread of weed seeds.

**10. Allelopathy:** Allelopathy is an alternative and organic approach to weed control that uses chemicals that are excreted from a plant to cause either direct or indirect harm to weeds by negatively affecting their germination, growth, or development (Jabran and Farooq, 2013; Zeng, 2014). Nearby weeds can be affected by allelopathic chemicals entering the rhizosphere from the roots or the aerial parts of the crop plant. Crop residues from cover crops, such as fall rye, or other organic mulches can also be used to suppress weeds through such allelopathic interactions. This "allelopathy" is one of nature's most effective techniques of establishing plant dominance. Allelopathic crops include barley, rye, annual ryegrass, buckwheat, oats, sorghum, sudan-sorghum hybrids, alfalfa, wheat, red clover and sunflower. Selecting allelopathic crops can be useful in particularly weedy fields with reducing overall weed pressure.

**11. Soil fertility & condition:** In an organic system, it is important to rely on the biological activity of the soil as the main source of fertility and favorable soil physical structure. An active and diverse soil microbial population is the key to growing healthy, high-yielding organic crops. Successful organic fertility management should primarily feed the soil microbial life in a long-term manner, rather than simply feeding the plants. Soil organic matter is a tremendous source of plant nutrients and water holding capacity. Soils test can be useful, but only if the results are interpreted appropriately for an organic system. Careful attention to the

balance of key nutrients can often reduce weed problems and enhance crop plant growth. One common mistake made by many organic farmers is the improper application of manure or improperly finished compost. This can throw off the balance of certain soil nutrients and microbial life and can often increase weed growth. Some soil fertility amendments, such as gypsum, can increase the looseness and tilth of the soil. This improves success for mechanical-cultivation operations, but it also seems to reduce the pressure from certain weed species that are favored by hard, tight soils.

**12. Variety selection:** Careful selection of crop varieties is essential to limit weeds and pathogen problems and satisfy market. It is important to consider planting disease-resistant varieties if certain pathogens are prevalent in the area. Any crop variety that is able to quickly shade the soil between the rows and is able to grow more rapidly than the weeds will have an advantage. Deep shading crops, which intercept most of the sunlight that strikes the field and keeps the ground dark, will prevent the growth of many weed species. Alfalfa, clover and grasses are particularly good shading crops because any weeds that grow in them will usually be cut when crops are harvested, thereby preventing weed seed production.

**13. Summer fallowing:** Fallowing is a cheap and effective practice of weed control. Fallowing during summer accompanied by 3-4 tillage (of which the first one should be a deep tillage) exposes weed seeds, under-ground vegetative structures of perennial weeds (e.g. *Cyperus rotundus*, *Cynodon dactylon*, *Digitaria abyssinica* (~*scalarum*), *Cirsium arvense* or *Convolvulus arvensis*), insects, pathogens, nematodes to the hot sun and kill them by solarization. Mere fallowing, however, may not yield a good result.

**14. Mycoherbicides:** Herbicides especially soil applied have harmful effects on both human and animal health. A common assumption is that highly virulent pathogens always make the most effective bio-herbicides, but this concept has been effectively challenged (Hallett, 2005). In this context, fungal pathogens control specific weeds and continue to survive on the weeds year after year unlike herbicides that are to be applied every year. Fungal pathogens as a bio-agent in controlling weeds are more popular than bacterial, viral or nematodes because, most of the plant pathogens are fungi, which are destructive and widely prevalent, and they can be safely used in organic farming. Phytopathogens normally initiate diseases in specific weeds and produce phytotoxins killing the weeds within 3-5 weeks.

**Table 1: Mycoherbicide products in use in the world**

Sl. No.	Product, year & country	Bio-herbicide description	Target weeds and diseases caused	Crop where used
1.	DeVine, 1981, USA	<i>Phytophthora citrophthora</i> p.v. <i>palmivora</i> . Soil-borne pathogen and can remain for 3-4 years in soil by one spray	<i>Morrenia odorata</i> (Strangler vine), (Lethal root-rot)	Citrus, USA
2.	Collego 1982, USA	<i>Colletotrichum gleosporioides</i> f. sp. <i>Aeschynomene</i>	<i>Aeschynomene virginica</i> (Nothern joint vetch), (Stem and foliage blight)	Rice and soybean, USA
3.	BioMal, Canada	<i>Colletotrichum gleosporioides</i> f. sp. <i>Malvae</i>	<i>Malva pusilla</i> (Round-leaved mallow), (Anthracnose)	Cotton, Canada
4.	Bipolaris	<i>Bipolaris sorghicola</i>	<i>Sorghum halepense</i> (Johnson grass)	--
5.	Velgo®	Wettable Powder of <i>C. coccodes</i>	<i>Abutilon theophrasti</i> Medik. in corn and soybean	
6.	LuBao 1,	Conidial Suspension of <i>Colletotrichum gleosporioides</i> f. sp. <i>cuscutae</i>	<i>Cuscuta</i> spp. in soybean	
7.	Stumpout	Liquid (oil) Suspension of <i>Cylindrobasidium laeve</i>	<i>Poa annua</i> L. in golf courses; <i>A. mearnsii</i> (De Wild) and <i>A. pycnantha</i> (Benth.) in native vegetations	South Africa,

### **Characteristics of mycoherbicides**

- i. They should be culturable in artificial media
- ii. They should produce abundant spores
- iii. They should be stable in storage
- iv. Should be genetically stable
- v. Effective under field condition
- vi. Tolerant to variation in temperature

### **Organic methods of insect pest management**

One of the second most difficult problems that growers have to deal within organic agriculture is insect pest management. Among the key insect pests of concern, the most significant challenges come from cucumber beetles, flea beetles, colorado potato beetles, aphids, codling moth, leafhoppers, and grasshoppers (Walz, 1999). A grower's capacity to quickly detect the pest presence and damage levels using strategies described in the National Organic Program (NOP) (see Federal NOP 205.206) is crucial to their financial success. However, growers frequently refer to the acceptable practise list as a "restricted toolbox." In order to effectively manage pests in organic systems, it is necessary to stop them before they cause financial harm. In turn, prevention depends on preserving robust and healthy soil ecology, as well as promoting biodiversity above ground (Yue and Tong, 2009; Williams and Hammitt, 2001; Thompson and Kidwell, 1998) through a variety of rotations, providing habitat for helpful creatures, and minimising pest habitat. Early in the crop cycle, accurate pest damage diagnosis is crucial so that viable alternatives for reducing pest populations and damage can be considered. Recognizing the signs of prevalent (insect-vectored) diseases and being aware of alternatives for organic treatments are important because insects can also serve as disease vectors.

1. **Cultural practice:** There are certain traditional cultural practises that can be used to safeguard the crop from pests. Crop rotation and intercropping are some examples. Crop rotation is one potential strategy for avoiding pests from developing a preference for any particular cultivar of plant. This strategy employs the growing of alternating species of crops every year. This farming technique not only controls pests but also improves the soil's fertility. The growing of two or more crops at once on the same farm is known as intercropping. The clear separation between crops of the same species continues. Therefore, this method is effective in deterring pests from their intended host plant. Tillage techniques have an impact on both foliar and

underground insect pests. Natural systems retain food webs, diversity of creatures, and habitats by only sometimes disturbing the soil. Agricultural soils are routinely disturbed, which breaks up biological connections and promotes the growth of adaptable pest species in the absence of natural controls. However, tillage can also eliminate insects that overwinter as eggs, pupae, or adults in the soil and lessen pest issues. Trap crops are also helpful in distracting pest and controlling damage. Trap crops draw pest species into a particular location where they may be eliminated rather than away from the cash crop that needs to be safeguarded. Trap crops can be cultivated alongside or around a field of cash crops, depending on the target pest and the cash crop. This strategy is attractive, and in some circumstances, it has worked well. Trap cropping requires careful supervision throughout implementation. For example, with a push-pull approach, a trap crop is used to pull the pest species away while the protected cash crop is intercropped with a plant that repels pests. This approach has been used successfully to protect maize in Kenya. Sticky Traps are used to catch insects that are drawn to certain colours. A mobile trap in the colour white can be used to catch cucumber beetles. Cucumber beetles will be drawn to a huge, white-painted object that you place in crop rows. The yellow trap can be used for whiteflies, fruit flies, and all other common insects. Additionally, place the yellow trap three to five feet away.

2. **Biological way of pest control:** There are several different natural adversaries for insects. Infectious agents known as pathogens can infect insects just like they can other creatures. Numerous types of insect diseases, including viruses, bacteria, protozoa, fungus, and nematodes, have a natural habitat and reservoir in soil. Commercially accessible pest control agents based on insect diseases include certain agents that can be used in organic farming. Insects belonging to the Lepidoptera, Coleoptera, Hemiptera, Diptera, Orthoptera, and Hymenoptera orders are all susceptible to attack by entomopathogenic fungi. Some fungal species (of the order Hypocreales) have a relatively broad range of possible victims, whereas Entomophthorales are diseases that affect only one specific kind of insect. Lepidopterous larvae, aphids, and thrips, which are major concerns in global agriculture, are among the many insect pest and mite species they are documented to infect (Roberts and Humber, 1981). Entomopathogenic fungi control the population of insects and mites in nature and can cause fatal diseases. They have a

very minimal danger of targeting non-target organisms because they are host specific.

Viruses are obligatory pathogens that can only reproduce inside an insect host. Although they are most successful when used as a component of a varied IPM programme, they can offer safe, efficient, and long-lasting control of a range of insect pests. Many viruses naturally exist and can start epidemics without extra inputs; however some viruses are generated as commercial items, most notably for fruit pests. Example of some commercially available insect viruses are Gemstar LC (Certis USA) - of *Heliothis* and *Helicoverpa* spp. (corn earworm, tobacco budworm); Spod-X LC (Certis USA) - virus of *Spodoptera* spp. (beet armyworm).

3. **Oil spray:** Pests are suffocated by oil sprays. It works better if sprayed directly upon the pest. One precaution that must be taken in this situation is to avoid spraying on plants that are experiencing moisture stress and to avoid spraying on hot summer days. Spray on bare plant branches to kill insect eggs using possible oils. To spray growing plants, use horticultural oils that are lighter and more refined. Additionally, avoid spraying during periods of high flow and flowering.
4. **Bio-pesticides:** There are a number of natural products, or natural product derived materials being used for weed management (Copping & Duke, 2007; Dayan *et al.*, 2009; Duke *et al.*, 2002; Miller, 2007). Plants or farmers are not harmed by bio-pesticides. Neem is the most popular bio-pesticide used by Indian farmers. Crops can be treated with neem water to keep pests away. Bio-pesticides, however, don't harm crops because they don't leave behind any issues. Insecticides approved for use in organic systems can be less efficacious than insecticides available for use in non-organic systems, so trying to determine if the control delivered is worth the cost can be a difficult decision.
5. **Water management:** Pest insects are impacted by irrigation in both direct and indirect ways. If overhead sprinklers drive insects away from plants or increase microenvironment humidity to promote bacterial or fungal insect illness, insect populations may decline. The effect of irrigation on insects varies as a result of the wide variety of irrigation techniques (whether drip, overhead sprinkler, or flood irrigation). Plants under stress from a drought may be less resistant to insect pests or more receptive to them. Rather than the requirement for insect control, crop growth and weather determine the need for irrigation. However, a farmer should

consider irrigation as a technique for controlling pest insects when irrigation schedule is flexible. When high humidity microenvironments are generated, a number of naturally occurring insect diseases, particularly insect-pathogenic fungi, effectively control pest populations.

**Before using any insecticide, a farmer should consider the following issues:**

1. Determine if the insecticide that you intend to use is allowable in organic systems. The use of some insecticides, even if allowed, is restricted. Check with your certifier to determine under what conditions the insecticide may be used.
2. Consider the level of insect damage that is acceptable to your market. What is an unacceptable level of damage may differ in direct, wholesale, and retail markets.
3. Total control may not be necessary. Just slowing the rate of pest population increase may be sufficient to allow natural control to provide suppression.
4. Repeat applications may be necessary if total control is needed.
5. Unusual pests may become more of a problem. Wide-spectrum insecticides often keep species other than the target pests under control. Narrow-spectrum biological insecticides may allow these other pests to flourish.
6. Beneficial species can be negatively affected by organic insecticides.

**References:**

1. Ascard, J. (1995). Thermal Weed control by Flaming. Diss. Swedish University of Agricultural Sciences, Department of Agricultural Engineering. Report 200. Alnarp, 1–37.
2. Bretagnolle V, Gaba S (2015) Weeds for bees? A review. *Agron Sustain Dev* 35: 891–909.
3. Buhler, D. D. and T. C. Mester. (1991). Effect of tillage systems on the emergence depth of giant (*Setaria faberi*) and green foxtail (*Setaria viridis*). *Weed Sci.* 39: 200–203.
4. Copping, L. G., Duke, S. O. (2007). Natural products that have been used commercially as crop protection agents. *Pest Management Science* 63, 524–54.
5. Cousens, R. and S. R. Moss. (1990). A model of the effects of cultivation on the vertical distribution of weed seeds within the soil. *Weed Res.* 30:61–70.
6. Dayan, F. E., Cantrell, C. L., Duke, S. O. (2009). Natural products in crop protection. *Bioorganic & Medicinal Chemistry* 17, 4022–34.

7. Croix S. du., M. J., R. C. Van Acker, D. A. Derksen, and A. G. Thomas. (2000). Depth of seedling recruitment of five weed species measured in situ in conventional and zero-tillage fields. *Weed Sci.* 48:327–332.
8. Duke, S. O., Dayan, F. E., Rimando, A. M., Schrader, K. K., Aliotta, G., Oliva, A., Romagni, J. G. (2002). Chemicals from nature for weed management. *Weed Science* 50, 138–51.
9. Hallett, S.G. (2005) Where are the bio-herbicides? *Weed Science* 53, 404–415.
10. Hole D.G., Perkins A. J., Wilson J.D., Alexander I. H., Grice P. V., Evan A. D. (2005). Does organic Farming benefit Biodiversity? *Biological Conservation*. 122: 113-130
11. <https://eorganic.org/node/4872>
12. Jabran, K., Farooq, M., 2013. Implications of Potential Allelopathic Crops in Agricultural Systems, *Allelopathy*. Springer Berlin Heidelberg, pp. 349-385.
13. Jaysawal, N.; Singh, G.; Kanojia, A. and Debbarma, B. (2018). Effect of different mulches on growth and yield of carrot (*Dacus carota* L.). *International Journal of Chemical Studies*, 6 (4): 381-384.
14. Katan, J.; Greenberger, A.; Alon, H.; Grinstein, A. (1976). Solar heating by polyethylene mulching for the control of diseases caused by soilborne pathogens. *Phytopathology*, Saint Paul, (66):683-688.
15. Miller, T. W. (2007). Natural herbicides and amendments for organic weed control. *American Chemical Society Symposium Series* 947, 174–85.
16. Kumar, P.; Kumar, S.; Kumari, M. and Kumar, V. (2019). Effect of mulching on brinje cultivation. *International Journal of Science, Environment and Technology*, 8(3): 624-629.
17. Marshall E. J. P., Brown V. K., Boatman N. D. *et al* (2003). The role of weeds in supporting biological diversity within crop fields. *Weed Res* 43:77– 89.
18. Mohler C L. 2001. Mechanical management of weeds. In: *Ecological Management of Agricultural Weeds* (eds M Liebman, CL Mohler & CP Staver), pp 139–209. Cambridge University Press, Cambridge.
19. Oerke, E. C. (2006). Crop losses to pests. *J. Agric. Sci.* 144: 31-43.
20. Ozores-Hampton, M. P. (1998). Compost as an alternative weed control method. *HortScience* 33: 938-940.
21. Ozores-Hampton, M., Peach, D. R. A. (2002). Biosolids in vegetable production systems. *HortTechnology* 12, 18-22.



22. Qin W.; Hu, C. and Oenema, O. (2015). Soil mulching significantly enhances yields and water and nitrogen use efficiencies of maize and wheat: a meta analysis. *Scientific Reports*, 5: 16210.
23. Roberts D. W. and Humber R. A. (1981). Entomogenous fungi. In: Cole GT, Kendrick B, (Eds.). *Biology of Conidial Fungi*. Academic Press, New York; 201-236.
24. Sirvydas, A., Lazauskas, P., Vasinauskienė, R. & Kerpauskas, P. (2003). Thermal weed control by water steam. *European Weed Research Society. 5th EWRS Workshop on Physical and Cultural Weed Control*. Pisa, Italy, pp. 253–262.
25. Smith B. M., Aebischer N. J., Ewald J. *et al* (2020). The potential of arable weeds to reverse invertebrate declines and associated ecosystem services in cereal crops. *Front Sustain Food Syst* 3:118.
26. Stoa, T. E., Sturlaugson, Victor, and McColly, H. F. (1930). Control of quackgrass by tillage. *North Dakota Agr. Exp. Sta. Bul.* 244.
27. Thompson, G. D. and Kidwell, J. (1998). Explaining the choice of organic produce: cosmetic defects, prices, and consumer preferences. *Am. J. Agric. Econ.* 80: 277–287.
28. Walz, E. 1999. Third biennial national organic farmer's survey. *Organic Farming Research Foundation*. Santa Cruz, CA.
29. Williams, P. R. D. and Hammitt, J. K. (2001). Perceived risks of conventional and organic produce: pesticides, pathogens and natural toxins. *Risk Anal.* 21: 319–330.
30. Yue, C. and Tong, C. (2009). Organic or local? Investigating consumer preference for fresh produce using a choice experiment with real economic incentives. *HortScience* 44: 366–71.
31. Zeng, R. S. (2014). Allelopathy-the solution is indirect. *J. Chem. Ecol.* 40, 515-516.

## **MARKER-ASSISTED SELECTION IN PLANT BREEDING: A MODERN APPROACH TO CROP IMPROVEMENT**

**Sarita Choudhary\*<sup>1</sup>, Neelam Kumari<sup>2</sup> and Harshlata Ragar<sup>1</sup>**

<sup>1</sup>Department of Genetics and Plant Breeding,

Rajasthan College of Agriculture, MPUAT, Udaipur, Rajasthan.

<sup>2</sup>Agriculture Supervisor, Horticulture Department, Jhunjhunu, Rajasthan

\*Corresponding author E-mail: [saritachoudhary212621@gmail.com](mailto:saritachoudhary212621@gmail.com)

### **Abstract:**

Marker-Assisted Selection (MAS) has emerged as a promising tool in plant breeding, offering a variety of applications to enhance breeding efficiency and precision by enabling breeders to select individuals with desired traits at the molecular level. This chapter examines MAS strategies and emphasises their importance in crop improvement, including pyramiding, marker-assisted backcrossing, and improved breeding material assessment. MAS enables genetic purity verification, diversity assessment, and heterosis studies, facilitating the development of improved crop varieties. The production of novel crop varieties with enhanced characteristics and resistance to diseases and pests has been made possible by marker-assisted selection, which has greatly advanced the field of crop breeding. It has the potential to contribute to global food security by increasing the efficiency and precision of crop improvement.

**Keywords:** Marker-Assisted Selection, Plant Breeding, Marker-Assisted Backcrossing, Diversity and Heterosis.

### **Introduction:**

Marker-assisted selection (MAS), often known as Marker-Aided Selection, is a powerful tool in crop breeding that enables plant breeders to select plants with desired traits more efficiently and accurately. It involves the use of molecular markers, such as DNA sequences or proteins, to identify and select plants with specific genes or traits of interest. MAS refer to indirect selection for a desired plant phenotype based on the banding patterns of linked molecular markers. MAS have become possible for traits both governed by major genes as well as quantitative trait loci (QTLs). Improvement of crop plants for various economic characters using indirect selection for linked molecular markers is referred to as molecular breeding. This method has revolutionized crop breeding by accelerating the breeding process and increasing the precision of trait selection.

## **Traditional breeding vs. Marker-assisted selection**

Traditional breeding relies on phenotypic traits, which can be influenced by environmental factors and may not provide a complete picture of genetic potential. In contrast, MAS utilises molecular markers specific DNA sequences associated with traits of interest to make more informed selection decisions (Collard *et al.*, 2008). The incorporation of desirable genes from the concerned wild species into a variety in use is much faster than conventional methods.

## **History of marker-assisted selection**

The idea of MAS begins with the theory of quantitative trait loci (QTLs) mapping described by Sax (1923), when he observed an association between monogenic trait (seed coat pigmentation) and polygenic trait (seed size). This concept was further elaborated by Thoday (1961), who suggested mapping and characterising all QTLs involved in complex traits using single gene markers. The first DNA-based genetic markers were restriction fragment length polymorphisms, RFLPs (Botstein *et al.*, 1980). Permit to construct the first map for tomato using 57 RFLPs in 1986 (Bernatzky and Tanksley, 1986). Beckmann and Soller (1986) described the first use of restriction fragment length polymorphism (RFLP) markers in crop improvement, including theoretical issues related to marker-assisted backcrossing (MABC) for improvement of qualitative traits. Tanksley *et al.*, (1989) published the use of RLFP as a tool to select desirable lines. He reported the possibility of analysing plants at the seedling stage, screening multiple characters that would normally be epistatic with one another, minimising linkage drag, and rapidly recovering a recurrent parent's genotype. At that time, the idea of selection of target genes based on genotypes rather than phenotypes was extremely attractive to plant breeders (Young, 1999). All those initiatives open the door to marker technology and the development of simpler DNA markers involving PCR techniques such as Random-Amplified Polymorphic DNAs, RAPDs (Williams *et al.*, 1990), Amplified Fragment Length Polymorphisms, AFLPs (Vos *et al.*, 1995), Simple Sequence Repeat, SSR, also known as microsatellites (Powell *et al.*, 1996) and Single Nucleotide Polymorphisms, SNPs (Gupta *et al.*, 2001). Along with, the research boost in DNA marker technology and produce specific markers like sequence characterised amplified region, SCAR (Paran and Michelmore, 1993), Cleaved Amplified Polymorphic Sequence, CAPS (Maeda *et al.*, 1990), Sequence Tagged Site, STS (Olsen *et al.*, 1989), Expressed Sequence Tags, EST (Jongeneel, 2000), and the most recent marker Diversity Arrays technology, DArT (Jaccoud *et al.*, 2001)

## **Molecular markers**

In MAS, DNA marker selection is crucial, with many considerations to ensure practicality and reliability. To improve predictive accuracy, markers should primarily be close to target loci, ideally within a 5 cM genetic distance (Mackill & Ni, 2000). Flanking or intragenic markers further improve reliability. Secondly, the quantity and quality of DNA are crucial since certain methods require substantial amounts of high-quality DNA, which affects their applicability and cost. (Mohler & Singrun, 2004). Thirdly, rapid, high-throughput techniques are preferred due to the technological procedure's time need and simplicity. Furthermore, high diversity in markers is helpful for differentiating across genotypes, especially in core breeding material. For MAS to be feasible, marker assay cost-effectiveness is crucial. Microsatellites, also known as simple sequence repeats (SSRs), are extensively utilised because of their co-dominant inheritance, simplicity, cost, and dependability. (Gupta *et al.*, 1999). Although SSRs traditionally mandate polyacrylamide gel electrophoresis (PAGE) and offer information on a single locus per assay, advancements like agarose gel detection and multiplexing mitigate these limitations. Other useful markers include Sequence Tagged Sites (STS), Sequence Characterized Amplified Regions (SCAR), and Single Nucleotide Polymorphisms (SNPs), derived from specific DNA sequences linked to genes or QTLs, offering versatility and utility in MAS (Sharp *et al.*, 2001). Every marker has unique benefits and uses; however, SNPs are becoming more and more common because of their high throughput and abundance. (Gupta & Rustgi, 2004).

## **Salient requirements for MAS**

In general, the success of a marker-based breeding system depends on these main factors:

- A genetic map with an adequate number of uniformly-spaced polymorphic markers to accurately locate desired QTLs or major genes.
- Close linkage between the QTL or a major gene of interest and adjacent markers.
- Adequate recombination between the markers and rest of the genome.
- Ability to analyse a larger number of plants in a time and cost-effective manner.

## **Principles of Marker-Assisted Selection**

- Linkage disequilibrium: The credibility of MAS depends on the principle of linkage disequilibrium, where specific markers are associated with traits due to their closeness to genes of interest. Identifying these markers allows breeders to select

for desired traits even in the absence of phenotypic expression (Kearsey & Farquhar, 1998).

- Genomic selection: Genomic selection (GS) is an advanced form of MAS that uses genome-wide markers to predict the breeding values of individuals. This approach provides a more comprehensive understanding of the genetic potential of breeding lines (Meuwissen *et al.*, 2001).

Here's how marker-assisted selection works in crop breeding:

- Trait identification: The first step in MAS is to identify the target trait or gene of interest.
- Marker development: After identifying the target trait or gene, molecular markers closely linked to the trait are developed.
- Genotyping: In the genotyping step, the analysis of DNA samples from a population of plants is examined to determine the presence or absence of the marker sequences.
- Data analysis: The data undergone through the genotyping step is then analysed to determine which plants carry the desired trait or gene based on the presence or absence of the molecular markers.
- Selection of plants: Using the marker information, breeders can select plants with the target trait or gene with high accuracy.
- Crossover and backcrossing: Selected plants can be crossed with other desired plants to introduce additional genetic diversity. Backcrossing can be used to progressively introduce the trait into the background of elite or commercial varieties, which can make the new variety more acceptable and beneficial to growers and consumers from an economic point of view.
- Field testing: The selected plants and their offspring are then grown and evaluated in various field trials to ensure whether they perform well or not in the actual field conditions under different environmental conditions.
- Commercialisation: Once a new variety is believed successful in field trials, it can be released for commercial production purposes.

### **Procedure of marker-aided selection**

In marker-aided selection, RFLPs are the most widely used DNA-based markers for genetic improvement of crop plants for various economic characters. The marker-aided selection consists of five important steps. These are briefly discussed below:

- **Selection by parents:** The parents should be such so that we can get an adequate level of polymorphism (variation) in the RFLP markers. This will help in the identification of DNA of both the parents and also their segments in F<sub>2</sub> generation in various recombinations. For selection of parents, we have to screen germplasm and select parents with distinct DNA. The parents that are used for MAS should be pure (homozygous). In self-pollinated species, plants are usually homozygous. In cross-pollinated species, inbred lines are used as parents.
- **Development of breeding populations:** The selected parents are crossed to obtain F<sub>1</sub> plants between two pure-lines or inbred lines that are homogenous but are heterozygous for all the RFLPs of two parents involved in the F<sub>1</sub>. The F<sub>2</sub> progeny is required for the study of the segregation pattern of RFLPs. Generally, 50–100 F<sub>2</sub> plants are sufficient for the study of segregation of RFLP markers.
- **Isolation of DNA:** The main advantage of MAS is that DNA can be isolated at any stage of plant development, even from the seedlings and we need not wait for the flowering or seed development stage. The DNA is isolated from each plant of F<sub>2</sub>. Standard procedures are available for DNA isolation. A number of DNA fragments are readily obtained by digesting the DNA with a specific restriction enzyme. The DNA fragments of different sizes are separated by subjecting the digested DNA to agarose gel electrophoresis. The gel is stained with ethidium bromide, and the variation in DNA fragments can be viewed in the ultraviolet light.
- **Scoring RFLPs:** The polymorphism in RFLPs between the parents and their involvement in the recombinations in the F<sub>2</sub> population is determined by using DNA probes. A probe is a single-stranded DNA or RNA molecule that is used to identify specific sequences in a genome. The labelled probes are used to find out the fragments having similarity. The probe will hybridise only with those segments that are complementary in nature. Generally, <sup>32</sup>P is used for radioactive labelling of DNA probes. In this way, RFLPs are determined.
- **Correlation with morphological traits:** the plants selected with the help of molecular markers are tested in the target environment for their phenotypic screening and agronomical performance. Once the correlation of molecular markers is established with morphological markers, MAS can be effectively used for genetic improvement of various economic traits.

## **Role of MAS in crop improvement**

Marker-assisted selection has become a promising and effective approach for integrating biotechnology with conventional or traditional breeding. The interest of plant breeders in molecular markers revolves around certain points:

**Resistance breeding:** Availability of tightly linked genetic markers for resistance genes will help in identifying plants carrying these genes simultaneously without subjecting them to pathogen or insect attack in early generations. The breeder would require a low amount of DNA from each individual plant to be tested without destroying the plant and seed. Only advanced generation materials would be required to be tested in disease and insect nurseries.

**Pyramiding of major/minor genes into a variety for development of durable resistance/multiple resistance:** Pathogens and insects are known to overcome resistance governed by single genes. Single-gene resistances are fragile and often broken down easily. Therefore, breeders intend to accumulate several major and minor resistance genes into one cultivar to achieve durable resistance. Durability of resistance has been increased by developing multilines and by pyramiding of resistance genes. MAS for resistance genes can be useful in these approaches. Pyramiding of bacterial blight resistance genes Xa1, Xa3, Xa4, Xa5, and Xa10 in different combinations using molecular markers has been reported in rice.

**Improvement of qualitative characters:** RFLP markers have been linked to the linolenic acid content and Fan locus in soybean (Brummer *et al.*, 1995). Not only this, RAPD markers controlling somatic embryogenesis in alfalfa have been identified.

**Molecular markers for hybrid vigour:** Hybrids in crops such as maize, sorghum, rice, pearl millet, cotton, and several vegetable crops have contributed greatly towards increasing the yield potential of these crops. The use of molecular markers has been investigated in maize and rice. Photoperiod-sensitive genetic male sterility (PSGMs) genes in rice, designated pms-1 and pms-2, were located on chromosomes 7 and 2, respectively.

**Molecular markers and abiotic resistance:** Using molecular markers, biochemists and physiologists have identified specific traits beneficial in improving drought responses, such as osmotic adjustments, water use efficiency, and an efficient root system. All these contribute to the yield improvement in crop plants. In rice and maize, QTLs for root traits have been identified and are being used to breed high-yielding drought-resistant rice and

maize genotypes. In many crops, RAPD markers are population specific. MAS has helped to improve yield performance under drought in beans, soybean, and peas.

### **Advantages of Marker-assisted selection in crop breeding**

- **Increased Accuracy:** MAS allows for the selection of plants with the target trait at a very early stage, increasing the precision of breeding efforts.
- **Faster Breeding:** It accelerates the breeding process by reducing the time required to develop new crop varieties.
- **Reduced Costs:** It can reduce the cost of field trials, as plants are pre-selected based on genetic markers before field testing, and there is no need to wait until the phenotype develops.
- **Disease Resistance:** It is particularly valuable for identifying and incorporating disease-resistant genes into crop varieties.
- **Preservation of Desired Genetic Background:** MAS ensures the preservice of the genetic background of elite varieties while introducing specific traits, i.e., the earlier available useful traits of a variety are not degraded, which is critical for maintaining desirable agronomic characteristics.

### **Strategies for Marker-assisted selection**

The recent advances in genomics have paved the way for clear and reliable methods for MAS in plants, from QTL identification, NIL development, and fine-mapping to transferring the QTL into popular varieties using a precise marker-assisted backcrossing (MABC) strategy. MABC involves the manipulation of genomic regions involved in the expression of particular traits of interest through DNA markers, and combines the power of a conventional backcrossing program with the ability to differentiate parental chromosomal segments.

**Foreground selection and background selection:** Molecular markers are now increasingly being employed to trace the presence of target genes (foreground selection) as well as for accelerating the recovery of the recurrent parent genome (background selection) in backcross programs. Backcrossing has been a widely used technique in plant breeding for almost a century. Backcrossing is a plant breeding method most commonly used to incorporate one or a few genes into an adapted or elite variety specifically for disease resistance. In most cases, the parent used for backcrossing has a large number of desirable attributes but is deficient in only a few characteristics.



### **Traits improved by MAS**

- Barley: Barley Yellow Dwarf Virus Resistance, Yellow Mosaic Virus Resistance, Stripe Rust Resistance, and Leaf Rust Resistance, and Yield Improvement
- Maize: Corn Borer Resistance, Earliness, and Yield Improvement
- Rice: Bacterial Leaf Blight Resistance, Blast Resistance, Submergence Tolerance, Brown Plant Hopper Resistance, Fertility Restoration, Waxyness, Root Traits, and Aroma
- Wheat: Powdery Mildew Resistance.

### **Constraints in MAS**

- Identification of a limited number of major QTLs controlling specific traits.
- The notion that QTL identification is required whenever additional germplasm is used.
- Inadequacies or experimental deficiencies in QTL analysis lead to either overestimation or underestimation of the number and effects of QTLs.
- Lack of universally valid QTL marker associations applicable over different sets of breeding materials.
- Strong QTL: environment interaction.
- Difficulty in precisely evaluating epistatic effects.

### **Current status of applications of MAS in agriculture**

Most of the traits of agronomic importance are complex and regulated by several genes. Unlike the case of simply inherited traits that are controlled by one or a few major genes, improvement of polygenic traits through MAS is a complex endeavour. The difficulty in manipulating quantitative traits is related to their genetic complexity, mainly the number of genes involved in their expression and interactions among genes (epistasis).

### **Demerits**

- It requires a sophisticated and well-equipped laboratory to initiate the work on DNA marker-assisted selection.
- The molecular breeding techniques are very expensive because these techniques require very costly equipment, glassware, and chemicals.
- It requires well trained manpower for handling of equipment, isolation of DNA molecules, and study of DNA markers.
- The detection of various DNA markers (RFLP, AFLP, RAPD) is laborious and time-consuming work.

- For RFLP markers, a huge breeding population has to be screened to get meaningful results, which is a very cumbersome job. This limits the use of RFLP in plant breeding. However, short-nut methods are expected to be developed in the future.
- Molecular breeding/marker-assisted selection involves the use of radioactive isotopes on the labelling of DNA, which may lead to serious health hazards. This is a major disadvantage of RFLP-based DNA markers.

### **Achievements**

- Pyramiding of bacterial blight resistance genes Xa5, Xa21, and Xa13 by the Khush group, IRRI, and two resistant rice varieties developed, e.g., Amgke and Conde in Indonesia.
- Development of Swarna sub-1. The Swarna sub-1 line has been developed through marker-assisted backcross breeding, involving Swarna as recurrent parent and FR-13A as donor parent for submergence tolerance by D.J. Mackill and group at IRRI.
- Incorporation of the Saltol 1 gene in the background of IR 64 is under progress at IRRI.
- Marker-assisted drought-tolerant QTL pyramiding was done in the background of IR 64, from two donors, STYH and BR24.
- At IARI, Dr. N.K. Singh and group (2003) had combined bacterial blight resistance and Basmati quality characteristics by marker assisted backcross breeding in Pusa Basmati-1.
- MAS is used in cereals—maize, wheat, and barley (CIMMYT, USA, Australia, and Canada)—for insect-pest resistance, protein quality, and other agronomic traits.
- MAS in (Improved PB-1, Improved Sambha Mahsuri); Pearl-Millet (HHB-67&67-2); Maize (Vivek-QPM9).

### **Future aspects of MAS**

- With the advent of third generation marker technologies, such as single nucleotide polymorphisms (SNPs), the power in the efficiency of genotyping is expected to improve in the coming decades.
- In the future, quantitative genetics will look towards genomics for information models, while genomics will look towards quantitative genetics to develop and validate hypotheses involving complex gene interactions.
- Bioinformatics will play an important role in facilitating this crossover.

- Thus, integrating genomics and bioinformatics into the field of molecular breeding is expected to bring in more fundamental revolutions in plant breeding.
- It is important to find strategies for developing and using molecular markers when sequence resources are limited.

**Conclusion:**

MAS may have potential in population and inbred line development. When QTLs and single genes are adequately mapped, they can be isolated by map-based cloning strategies. The effectiveness of any MAS will depend on the accuracy of the phenotypic classification of trait expression and the degree of linkage between the marker(s) and traits of interest.

Marker allows interesting alleles to be traced through the pedigrees of breeding programs or mined out of germplasm collections to serve as the basis for future varietal improvement.

Molecular marker technology can benefit breeding objectives by increasing the efficiency and reliability of selection and by providing essential insights into how genes and QTL are identified.

Using markers in combination with both QTL and association approaches may accelerate the biotechnological innovativeness.

MAS could greatly help plant breeders in reaching this goal, although, to date, the impact on variety development has been minimal. To realise the actual potential of the MAS, it should be effectively integrated with other breeding programs, and various barriers coming in the path should be well understood and effective solutions should be developed. The exploitation of the advantages of MAS relative to conventional breeding could have a great impact on crop improvement. The high cost of MAS will continue to be a major obstacle for its adoption for some crop species and plant breeding in developing countries in the subsequent future. It may also be required to alter the specific MAS strategies according to specific crops, traits, and available budgets.

**References:**

1. Beckmann J.S., Soller M. (1986). Restriction fragment length polymorphisms and genetic improvement of agricultural species, *Euphytica*, 35: 111-124.
2. Bernatzky R., Tanksley S.D. (1986). Towards a saturated linkage map in tomatoes based on isozyme and random cDNA sequences. *Genetics*, 112: 887-898.
3. Bohn, M., Groh, S., Khairallah, M. M., Hoisington, D. A., Utz, H. F., & Melchinger, A. E. (2001). Re-evaluation of the prospects of marker-assisted selection for improving

- insect resistance against *Diatraea* spp. in tropical maize by cross validation and independent validation. *Theoretical and Applied Genetics*, 103:1059-1067.
4. Botstein D., White R.L., Skolnick M., Davis R.W. (1980). Construction of a genetic linkage map in man using restriction fragment length polymorphisms. *Am. J. Hum. Genet.*, 32: 314- 331.
  5. Bouchez, A., Hospital, F., Causse, M., Gallais, A., & Charcosset, A. (2002). Marker-assisted introgression of favourable alleles at quantitative trait loci between maize elite lines. *Genetics*, 162(4): 1945-1959.
  6. Brummer, E. C., Graef, G. L., Orf, J., Wilcox, J. R., & Shoemaker, R. C. (1997). Mapping QTL for seed protein and oil content in eight soybean populations. *Crop Science*, 37(2): 370-378.
  7. Collard, B. C. & Mackill, D. J. (2008). Marker-assisted selection: an approach for precision plant breeding in the twenty-first century. *Philosophical Transactions of the Royal Society B: Biological Sciences*, 363(1491): 557-572.
  8. Dale Young, N. (1999). A cautiously optimistic vision for marker-assisted breeding. *Molecular breeding*, 5: 505-510.
  9. Das, T. R., S. K. Pradhan, and O. N. Singh. "Marker-assisted selection for bacterial blight resistance in rice." (2021). 99-103.
  10. Gupta, P.K., and Rustgi, S. (2004). Molecular markers from the transcribed or expressed region of the genome in higher plants. *Functional and Integrative Genomics*, 4: 139-162.
  11. Gupta, P. K., Varshney, R. K., Sharma, P. C., & Ramesh, B. J. P. B. (1999). Molecular markers and their applications in wheat breeding. *Plant breeding*, 118(5): 369-390.
  12. Gupta S., Srinagesh D., Rai S.S., Gaur V.K., Priestley K., Du Z. (2001). The thick early Archean crust-Teleseismic results from Dharwar Craton, Eos Trans. AGU, 82(47), Fall Meet. Suppl., S11D-03
  13. Hospital, F. & Charcosset, A. (1997). Marker-assisted introgression of quantitative trait loci. *Genetics*, 147(3): 1469-1485.
  14. Ibitoye, D. O., & Akin-Idowu, P. E. (2010). Marker-assisted-selection (MAS): A fast track to increase genetic gain in horticultural crop breeding. *African Journal of Biotechnology*, 9(52): 8889-8895.

15. Jaccoud D., Peng K., Feinsein D., Kilian A. (2001). Diversity arrays: a solid state technology for sequence information independent genotyping. *Nucleic Acids Research*, 29, e25.
16. Jiang, G. L. (2013). Molecular markers and marker-assisted breeding in plants. *Plant breeding from laboratories to fields*, 3, 45-83.
17. Jongeneel C.V. (2000). Searching the expressed sequence tag (EST) databases: panning for genes. *Briefings in Bioinformatics*, 1:76-92.
18. Jorde, L. B. (1995). Linkage disequilibrium as a gene-mapping tool. *American journal of human genetics*, 56(1), 11.
19. Kearsey, M. J. & Farquhar, A. G. L. (1998). QTL analysis in plants; where are we now? *Heredity*, 80(2), 137-142.
20. Lande, R., & Thompson, R. (1990). Efficiency of marker-assisted selection in the improvement of quantitative traits. *Genetics*, 124(3), 743-756.
21. Mackill, D. J. & Ni, J. (2000). Molecular mapping and marker-assisted selection for major-gene traits in rice. In G. S. Khush, D. S. Brar & B. Hardy (Eds.), *Proceedings of the Fourth International Rice Genetics Symposium* (pp. 137–151). Los Banos, The Philippines: International Rice Research Institute.
22. Maeda Y., Yamanaka Y., Sasaki A., Suzuk M., Ohtaishi N. (1990). Haematology in sika deer (*Cervus nippon yesoensis* Heude, 1884). *The Japanese Journal of Veterinary Science*, 52: 35-41.
23. Meuwissen, T. H., Hayes, B. J., & Goddard, M. (2001). Prediction of total genetic value using genome-wide dense marker maps. *genetics*, 157(4), 1819-1829.
24. Mohler, V. & Singrun, C. (2004). General considerations: marker-assisted selection. In H. Lorz & G. Wenzel (Eds.), *Biotechnology in Agriculture and Forestry*, vol. 55: *Molecular Marker Systems* (pp. 305–317). Berlin, Germany: Springer.
25. Mahamed, A. I., Basavaraj, M. P., Chandan, A. S. and Rakhesh, S. *Agricultural Revolution: Present, Past, and Future* (2024). Publisher: Elite Publishing House.116-132.
26. Olson R.K., Wise B., Connors F., Rack J., Fulker D. (1989). Specific deficits in component reading and language skills: Genetic and environmental influences. *Journal of Learning Disabilities*, 22: 339-348.
27. Paran I., Michelmore R.W. (1993). Development of reliable PCR-based markers linked to downy mildew resistance genes in lettuce. *Theor. Appl. Genet.*, 85: 985-99

28. Poland, J. A., Brown, P. J., Sorrells, M. E., & Jannink, J. L. (2012). Development of high-density genetic maps for barley and wheat using a novel two-enzyme genotyping-by-sequencing approach. *PLoS one*, 7(2): 32253.
29. Powell WW, Koput K, Smith-Doerr L. (1996). Interorganization collaboration and the locus of innovation: Networks of learning in biotechnology. *Admin. Sci. Quart.*, 41: 116–145.
30. Sami, A., Xue, Z., Tazein, S., Arshad, A., He Zhu, Z., Ping Chen, Y., & Jin Zhou, K. (2021). CRISPR-Cas9-based genetic engineering for crop improvement under drought stress. *Bioengineered*, 12(1): 5814-5829.
31. Sax K. (1923). The association of size differences with seed-coat pattern and pigmentation in *Phaseolus Vulgaris*. *Genetics*, 8:552–560.
32. Sharp, P. J., *et al.*, (2001). Validation of molecular markers for wheat breeding. *Australian Journal of Agricultural Research*, 5: 1357–1366.
33. Tanksley, S. D. & Nelson, J. C. (1996). Advanced backcross QTL analysis: a method for the simultaneous discovery and transfer of valuable QTLs from unadapted germplasm into elite breeding lines. *Theoretical and Applied Genetics*, 92: 191-203.
34. Tanksley S.D., Young N.D., Paterson A.H., Bonierbale M.W. (1989). RFLP mapping in plant breeding: new tools for an old science. *BioTechnology*, 7: 257-264.
35. Thoday J.M. (1961). Location of polygenes. *Nature*, 191: 368-370.
36. Vos P., Hogers R., Bleeker M., Reijans M., van de Lee T., Hornes M., Freijters A., Pot J., Peleman J., Kuiper M., Zabeau M. (1995). AFLP: a new concept for DNA fingerprinting. *Nucleic Acids Res.*, 21: 4407-4414.
37. Williams J.G.K., Kubelik A.R., Livak K.J., Rafalski J.A., Tingey S.V. (1990). DNA polymorphisms amplified by arbitrary primers are useful as genetic markers. *Nucl. Acids Res.*, 18: 6531-6535.
38. Young N.D. (1999). A cautiously optimistic vision for marker-assisted breeding. *Mol. Breeding*, 5: 505-510.
39. Zhang, H., Cui, F., & Wang, H. (2014). Detection of quantitative trait loci (QTLs) for seedling traits and drought tolerance in wheat using three related recombinant inbred line (RIL) populations. *Euphytica*, 196: 313-330.

## **TERROIR-BASED TEA QUALITY AS INFLUENCED BY SOIL COMPOSITION**

**Bidisha Hazarika<sup>\*1</sup>, B. K. Medhi<sup>2</sup> and A. S. Gogoi<sup>1</sup>**

<sup>1</sup>Department of Tea Husbandry & Technology,

<sup>2</sup>Department of Soil Science,

Assam Agricultural University, Jorhat

\*Corresponding author E-mail: [bidisha.hazarika.adj22@aau.ac.in](mailto:bidisha.hazarika.adj22@aau.ac.in)

### **Abstract:**

The quality of tea, a globally cherished beverage, is significantly influenced by its terroir, a term encompassing the unique environmental factors such as soil composition, climate, altitude, and ecosystem that impact the growth and quality of tea plants. Among these factors, soil composition plays a critical role in determining the physical and chemical properties of the tea leaves, which directly influence their quality. This paper explores the complex relationship between soil composition and tea quality, focusing on the impact of various soil nutrients and properties on key quality indicators such as polyphenols, amino acids, caffeine, and theanine. Different soil nutrients, including nitrogen, phosphorus, potassium, magnesium, and calcium, significantly affect the biochemical composition of tea leaves. For instance, nitrogen enhances free amino acids and polyphenol levels, while phosphorus boosts catechins, and potassium increases free amino acids and polyphenols. Soil pH, considered the master variable of soil chemistry, has a profound influence on tea quality, with specific pH levels favoring the synthesis of certain compounds that contribute to the tea's taste and aroma. The concept of terroir further emphasizes the interplay between soil and other environmental factors in shaping tea quality. For example, the unique clay-like soils of Assam contribute to its characteristic briskness and malty flavor, while the volcanic soils in Kenya enrich the tea with a distinct mineral profile. This study also examines soil management practices, such as the use of organic fertilizers and biochar, which can enhance soil health, reduce acidity, and improve tea quality. Inoculation with Arbuscular Mycorrhizal Fungi (AMF) and long-term use of organic fertilizers have been shown to significantly enhance tea quality by improving soil properties and increasing the concentration of beneficial compounds in tea leaves. In conclusion, optimizing soil health through targeted management practices is essential for producing high-quality tea that reflects the unique terroir of its growing region. Further research into the specific interactions between soil composition, climate, and tea quality is crucial for advancing tea cultivation techniques and enhancing the global tea industry's standards.

## **Introduction:**

The tea plant (*Camellia sinensis* (L.) O. Kuntze), which is a perennial crop with a high economic value, is well known for its infusion due to a pleasant aroma, delightful flavour, as well as health-promoting properties. Tea is the most popular consumed beverage worldwide that has an increasing production with 9,553,548 and 10,008,383 tons in 2019 and 2020, respectively. Its appearance and organoleptic properties are regarded as major indicators of tea quality and price. These tea quality compositions are influenced by various factors, among all soil is the most important one. Good soil composition provides the physical structure and necessary nutrients for the tea plant and poor soil leads to an unhealthy tea bush. This will affect the quality and produce less flavoursome tea than tea grown in nutrient-rich soil. As the demand for high quality tea continuous to rise, understanding the complex relationship. Some of the key soil parameters which influence tea quality directly and indirectly are depth, texture, bulk density, pH, different soil nutrients, electrical conductivity, organic matter etc.

## **Influence of different soil nutrients on tea quality**

Different soil nutrients significantly influence the quality of tea. Nitrogen enhances the levels of free amino acids and polyphenol (Qiao *et al.*, 2018). Phosphorous improves tea quality by enhancing catechins (Lin *et al.*, 2012). Potassium boosts the levels of free amino acids and polyphenol (Liu *et al.*, 2023), while sulphur increases the concentration of theaflavins and thearubigins (Bhuyan *et al.*, 2015). Magnesium raises the concentration of free amino acids (Tseng *et al.*, 2022). Copper is involved in the makeup of polyphenol oxidase (PPO) in tea leaves (Steffens *et al.*, 1994). Calcium increases caffeine content (Penn *et al.*, 2019), and manganese enhances the concentration of free amino acids (Tseng *et al.*, 2022).

## **Tea quality composition**

Tea quality composition is influenced by various components. Polyphenols, which include catechin, theaflavin, thearubigin, tannin, and flavonoid, play a crucial role in tea quality. Amino acids such as theanine are essential for the tea's taste. Enzymes like polyphenol oxidase and peroxidase are involved in tea processing. Pigments, including chlorophyll, carotenoid, and anthocyanin, contribute to the tea's colour. Carbohydrates, including starch and sugar, affect the tea's energy content. Methylxanthines, such as caffeine, theobromine, and theophylline, are key for the stimulating effects of tea. Minerals, with 28 different types including fluorine, manganese, arsenic, nickel, selenium, iodine, aluminum, and potassium, are vital for overall tea quality. Volatile flavour compounds (VFC) and aromatic compounds significantly influence the flavour and aroma of tea.



## **What is terroir?**

Terroir is the concept that the unique characteristics of tea leaves quality come from the specific environment—soil, climate, altitude, latitude, and ecosystem—where the tea plants are grown, and cannot be replicated elsewhere.

- **Soil:** Different regions have unique soil compositions that can affect the nutrients available to the plants and consequently impacting the flavour profile of the tea. Assam tea known for its briskness and malty flavour, benefits from the clay-like soil of the tropical river valley in which it is grown. In the Fujian mountains of eastern China, the rocky soil infuses the tea leaves with a unique mineral that adds a petrichor touch to the flavour profile of the tea. The volcanic soil of tea-growing regions in Kenya features a rich mix of minerals, thereby enhancing the flavour of the tea.
- **Climate:** Tea plants require specific temperatures and humidity levels to thrive, and these conditions can vary greatly from region to region. Tea grown in cooler climates, such as Darjeeling in India or Uji in Japan, tends to have a more delicate and subtle flavour. In contrast, tea grown in warmer climates, such as Yunnan in China or on both sides of the Great Rift Valley in Kenya, tends to have a bolder and more robust.
- **Altitude:** Tea plants cultivated at higher altitudes tend to have a slower growth rate, which can result in the production of tea leaves with a more complex and nuanced flavour. In contrast, tea grown at lower altitudes tends to have a more straightforward flavour.
- **Latitude:** The amount of sunlight a tea plant receives can vary depending on the latitude at which it is grown. Tea plants cultivated at higher latitudes tend to have a slower growth rate and produce tea leaves with a more intense and complex flavour profile. This is due to the plants are exposed to less direct sunlight (< 11 hrs 15 mins), which can lead to the production of more amino acids and other compounds that contribute to the flavour of the tea.
- **Ecosystem:** Presence of other plants (and animals) in the ecosystem can also influence the flavour of the tea, as these organisms can contribute to the soil nutrients and affect the overall environment in which the tea plants grow. A mountain covered in flowers will impart floral elements to a tea simply through the absorption of the aroma in the air over time. In other case, if tea plants grow near-by bamboo plants, it can change the aroma and taste of the tea leaves through leaf litter around the plants which alter the composition of the soil.

Influence of different soil physical and chemical properties on tea quality composition are discussed below in depth with following points:

- Physical Properties of tea growing soil and its correlation with tea quality
- Chemical properties of tea growing soil and its correlation with tea quality
- Quality composition of Tea leaves
- Soil management practices to enhance tea quality

### **Physical properties of tea growing soil and its correlation with tea quality**

Studies showed the negative correlation of free amino acid and polyphenol content with soil bulk density where Polyphenol/Amino acid ratio & Caffeine have Positively correlated with bulk density. The lower bulk weight reflects higher soil porosity, which facilitates the growth and development of plant roots. In general, however, this type of soil has a poor fertility retention capacity, so this hints at the importance of enhancing soil fertility in these sites. The soil bulk density was inversely proportional to the free amino acid and tea polyphenol contents in tea leaves and directly proportional to the phenol-ammonia ratio, which indicated that proper reduction of bulk density could improve the tea quality. There are many outstanding studies that show that the addition of biochar can reduce the soil's bulk density. Therefore, we can consider adding biochar to tea plant cultivation, especially when the soil bulk density is high. Previous studies have also shown that adding biochar can enhance the environmental friendliness of tea plantations by reducing greenhouse gas emissions from acidic soils in tea plantations, in addition to improving soil properties. However, the amount of biochar added should be carefully considered because biochar is commonly alkaline and too much of it is bound to be detrimental to the growth of tea trees. Caffeine content has a significant positive correlation with soil bulk density. This perhaps indicates that the increase in soil bulk density is detrimental to the growth and development of tea trees. Similar studies have previously shown that caffeine levels in tea increase when the quality of the tea leaves is reduced due to nutrient deficiencies in the soil.

### **Chemical properties of tea growing soil and its correlation with tea quality**

The correlation between each soil property and each tea-leaf chemical component was consistent at 0–20 cm and 20–40 cm soil depth across different sites. The free amino acid and tea polyphenol content of tea leaves were negatively correlated with pH, while a significantly positive correlation was observed between the criteria and the soil effective nitrogen, phosphorus, and potassium content. Further, for the phenol-amino acid ratio and caffeine content of tea leaves, there is a significant positive correlation between pH and the

criteria, while available nitrogen, available potassium, and available phosphorus were negatively correlated with the criteria.

Soil pH is considered to be the “master variable” of soil chemistry, which directly or indirectly influences the solubility of elements in the soil and determines their mobility and bioavailability. Soil pH was negatively correlated with amino acids, tea polyphenols, and theanine in tea. The soil pH was inversely proportional to the free amino acid and tea polyphenol contents in tea leaves and directly proportional to the phenol-ammonia ratio, which indicated that proper reduction of the pH value could improve the tea quality. However, it is inadvisable to lower the soil pH below four, as that would be outside the fitness range of the tea tree. Although some study presented different results, it showed that when the soil pH is less than four, the growth of young tea tree shoots is inhibited to a greater extent than nitrogen uptake, leading to an eventual increase in the total amount of free amino acids in tea leaves at the expense of tea yield due to the accumulation effect.

In some other studies the results of the PCA correlation revealed that free amino acids might be enriched by increasing soil pH, exchangeable Ca, exchangeable Mg, total Mn and, total Cu level in the suitable range as well as by decreasing soil EC value, which was also similar to other previous study. Consequently, soil pH is the foundation of tea plantation management. Free amino acids content increased with increasing pH values under the condition of pH 3.50–5.21. Meanwhile, exchangeable Mg was suggested as the vital soil factor to increase theanine and keep the activity of nitrate reductase, glutamine synthetase, and theanine synthetase under an adequate nutrient level in tea roots. With regards to leaf nutrients, the soil exchangeable Ca and Mg and total Mn and total Cu, which were indicated to be associated with free amino acids, showed a consistent relationship with P, Ca, Mn, Cu, Zn in leaves. These results were discussed with possible implications being that pH, EC, exchangeable Ca, exchangeable Mg, total Mn, and total Cu are pivotal factors in the soil management of tea gardens to enhance the free amino acids of tea and suggest that fertilization has significant effects on crop taste quality.

### **Soil management practices to enhance tea quality**

#### **Enhancement in quality parameters of tea through inoculation with Arbuscular Mycorrhizal Fungi (AMF) in an acid soil under net house condition**

*Camellia sinensis* L. (AV-2 clone, chinery), seeds were collected from a tea garden in Kausani (District Bageshwar, 1,840 m asl, 29°51'4'' N, 79°35'62'' E) in December. The seeds were rinsed with distilled water and left in the sand for three months to crack. Stem cuttings from established chinery tea bushes were collected from Ranidhara (District Almora, 1,760 m asl, 29° 35'24'' N, 79°40'24'' E). Soil for the experiments was gathered

from a nearby forest in Jageshwar (District Almora, 1,850 m asl, 29°37' N, 79°56' E), sieved through a 2-mm mesh, and adjusted from its original pH of 6.0 to 5.0 using aluminum sulfate. The soil composition was  $45.88 \pm 2.01\%$  sand,  $49.56 \pm 2.09\%$  silt,  $4.55 \pm 0.24\%$  clay, and  $1.76 \pm 0.06\%$  organic carbon. Non-sterilized soil was utilized for the experiments. Mixed indigenous arbuscular mycorrhizal fungi (AMF) consortia from natural (NTR) and cultivated tea rhizospheres (CTR) were used as inocula. Both consortia contained nine common morphospecies, including *Acaulospora spinosa* and several species of *Glomus*. The NTR consortia included additional species such as *Acaulospora foveata* and *Glomus intraradices*, while the CTR consortia featured unique species like *Glomus multicaulis* and *Scutellospora* sp. 1. Details of the AMF morphospecies identified are provided in Singh *et al.*, (2008a). After cracking, germinated tea seeds were transferred to polybags filled with non-sterilized soil. Stem cuttings were treated with Bavistin and transplanted into polybags. AMF inoculation was done by placing 10 g of soil-based crude consortia (30–40 spores) in each bag beneath the seedlings or cuttings. Control groups were left uninoculated, and 100 replicates were used per treatment, including controls. The plants were grown under net-house conditions (50% shade) and watered with tap water every other day. No fertilizers were applied during the experiments, and weeds and pests were manually removed. Growth data were recorded one year after inoculation, and tea quality parameters were assessed across three flushes.

Results showed that the NTR treatment generally led to the most significant improvements across all measured quality parameters in both seed- and cutting-raised tea plants. The CTR treatment also enhanced quality parameters compared to the control, though its effects were generally less pronounced than those observed with NTR treatment. Both treatments significantly improved the quality parameters of tea plants under net-house conditions, enhancing levels of soluble sugars, proteins, amino acids, polyphenols, and caffeine compared to the control. Variations in quality-related parameters among the control, seed raised, and cutting-raised plants were attributed to clonal differences, as different tea clones exhibit wide variations in their biochemical constituents. These findings highlight the importance of selecting appropriate AMF inoculation and treatment methods to optimize tea quality. The significant improvements observed with NTR treatment suggest it could be particularly beneficial for tea growers aiming to enhance the biochemical profile of their tea. Additionally, understanding clonal variations and their impact on tea quality parameters can aid in breeding and selecting tea cultivars that respond well to specific treatments, maximizing the benefits of AMF inoculation. Future

research could investigate the long-term effects of these treatments and their interactions with different tea cultivars to further refine and optimize tea cultivation practices.

### **Improvement of soil acidification in tea plantations by long-term use of organic fertilizers and its effect on tea quality**

Improving tea quality is crucial for enhancing the economic benefits of tea production (Hazrarika *et al.*, 2018; Bhargava *et al.*, 2022). Key secondary metabolites in tea, such as theanine, caffeine, and polyphenols, are essential quality components that contribute to the tea's taste and aroma. Additionally, amino acids, as primary metabolites, play a vital role in forming the umami and sweet flavors of tea (Miyachi *et al.*, 2014; Ye *et al.*, 2016; Jia *et al.*, 2018; Chen *et al.*, 2021). Tea polyphenols, theanine, amino acids, and catechins are commonly used as indicators to evaluate the impact of biotic or abiotic stress on tea quality, with higher levels of these components signifying better quality (Yan *et al.*, 2020; Wen *et al.*, 2021; Le *et al.*, 2022; Tang *et al.*, 2022). This study examined the effects of various fertilization treatments and soil acidification on tea leaf quality, using these indicators. The results demonstrated that fertilization significantly influenced the content of tea quality indexes, including tea polyphenols, theanine, amino acids, caffeine, and catechins. The differences in these quality indexes among different fertilization treatments were statistically significant, with the highest quality observed in tea plantations using organic fertilizers, and the lowest in those relying on chemical fertilizers.

Further analysis of the long-term effects of different fertilization treatments on tea quality indicators revealed that continuous use of chemical fertilizers in the S1 tea plantation (2017–2021) led to a marked decline in tea quality. Specifically, tea polyphenol content decreased from 189.67 mg/g to 158.84 mg/g, theanine content from 7.62 mg/g to 4.91 mg/g, amino acid content from 18.65 mg/g to 14.03 mg/g, caffeine content from 17.23 mg/g to 13.07 mg/g, and total catechin content from 45.54 mg/g to 38.96 mg/g. In contrast, the S2 tea plantation, which used a combination of organic and chemical fertilizers over the same period, saw significant increases in tea quality indicators. Tea polyphenol content increased from 225.36 mg/g to 249.25 mg/g, theanine from 8.93 mg/g to 11.38 mg/g, amino acids from 21.25 mg/g to 25.12 mg/g, caffeine from 20.14 mg/g to 24.97 mg/g, and total catechin content from 64.96 mg/g to 77.64 mg/g. The S3 tea plantation, which exclusively used organic fertilizers, showed the most substantial improvement, with tea polyphenols increasing from 245.37 mg/g to 274.95 mg/g, theanine from 10.85 mg/g to 14.74 mg/g, amino acids from 23.16 mg/g to 27.31 mg/g, caffeine from 23.98 mg/g to 28.93 mg/g, and total catechins from 91.89 mg/g to 102.51 mg/g.

A further analysis of the relationship between soil pH and tea leaf quality indicators revealed a significant positive correlation. As soil pH increased, the quality of tea leaves also improved. The findings indicated that in the S1 tea plantation, prolonged use of chemical fertilizers led to continuous soil acidification, which hindered tea plant growth and reduced tea quality. The S2 plantation, which used a mix of organic and chemical fertilizers, experienced gradual improvements in soil pH, reduced soil acidification, and steady improvements in tea quality. In the S3 plantation, the long-term use of organic fertilizers significantly improved soil acidification, supporting healthy tea plant growth and resulting in the highest tea quality. Therefore, the appropriate use of organic fertilizers in tea plantations not only helps mitigate soil acidification but also enhances tea quality.

### **Conclusion:**

The quality of tea is complexly linked to soil composition and environmental conditions. By focusing on soil management practices, nutrient availability and the broader influence of climate and terroir, tea growers can produce exceptional teas that reflect the unique characteristics of their region. Conducting localized research to understand the interactions between soil composition, climate, and terroir becomes paramount in refining tea cultivation techniques and elevating tea quality standards in distinct geographic areas. By optimizing soil health, nutrient availability, and environmental conditions, tea growers can produce high-quality teas that showcase the unique terroir of their region.

### **References:**

1. Ahmed, S., Unachukwu, U., Stepp, J. R., Peters, C. M., Long, C. L., & Kennelly, E. (2010). Pu-erh tea tasting in Yunnan, China: Correlation of drinkers' perceptions to phytochemistry. *Journal of Ethnopharmacology*, 132, 176–185. <https://doi.org/10.1016/j.jep.2010.07.021>
2. Alasalvar, C., Topal, B., Serpen, A., Bahar, B., Pelvan, E., & Gokmen, V. (2012). Flavor characteristics of seven grades of black tea produced in Turkey. *Journal of Agricultural and Food Chemistry*, 60, 6323–6332. <https://doi.org/10.1021/jf300277k>
3. Dai, W. D., Qi, D. D., Yang, T., Lv, H. P., Guo, L., Zhang, Y., Zhu, Y., Peng, Q. H., Xie, D. C., & Tan, J. F. (2015). Nontargeted analysis using ultraperformance liquid chromatography-quadrupole time-of-flight mass spectrometry uncovers the effects of harvest season on the metabolites and taste quality of tea (*Camellia sinensis* L.). *Journal of Agricultural and Food Chemistry*, 63, 9869–9878. <https://doi.org/10.1021/acs.jafc.5b03744>
4. FAOSTAT. (2020). Food and agriculture data. Retrieved January 22, 2022, from <https://www.fao.org/faostat/en/#data/QCL>

5. Henss, L., Auste, A., Schürmann, C., Schmidt, C., von Rhein, C., Mühlebach, M. D., & Schnierle, B. S. (2021). The green tea catechin epigallocatechin gallate inhibits SARS-CoV-2 infection. *Journal of General Virology*, 102, 001574. <https://doi.org/10.1099/jgv.0.001574>
6. Khan, N., & Mukhtar, H. (2018). Tea polyphenols in promotion of human health. *Nutrients*, 11(1), 39. <https://doi.org/10.3390/nu11010039>
7. Liang, Y. R., Lu, J. L., Zhang, L. Y., Wu, S., & Wu, Y. (2003). Estimation of black tea quality by analysis of chemical composition and color difference of tea infusions. *Food Chemistry*, 80, 283–290. [https://doi.org/10.1016/S0308-8146\(02\)00265-3](https://doi.org/10.1016/S0308-8146(02)00265-3)
8. Liu, Z., Yang, D., Zhang, G., Zheng, L., Chen, C., Sun, X., & Yu, F. (2023). Effects of soil physical and chemical properties on the quality of Nanjing ‘Yuhua’ tea, a type of famous green tea. *Horticulturae*, 9(2), 189. <https://doi.org/10.3390/horticulturae9020189>
9. Mhatre, S., Srivastava, T., Naik, S., & Patravale, V. (2021). Antiviral activity of green tea and black tea polyphenols in prophylaxis and treatment of COVID-19: A review. *Phytomedicine*, 85, 153286. <https://doi.org/10.1016/j.phymed.2021.153286>
10. Singh, S., Pandey, A., Kumar, B., & Palni, L. M. S. (2010). Enhancement in growth and quality parameters of tea (*Camellia sinensis* L.) through inoculation with arbuscular mycorrhizal fungi in an acid soil. *Biology and Fertility of Soils*, 46, 427-433. <https://doi.org/10.1007/s00374-010-0451-y>
11. Rajbonshi, N. (n.d.). *Implications of aluminum and fluoride in plucked tea leaves and soils of Doomdooma area in Assam* (Unpublished doctoral thesis).
12. Tseng, W. Y., & Lai, H. Y. (2022). Comprehensive analysis revealed the specific soil properties and foliar elements respond to the quality composition levels of tea (*Camellia sinensis* L.). *Agronomy*, 12(3), 670. <https://doi.org/10.3390/agronomy12030670>
13. Wang, S., Moustaid-Moussa, N., Chen, L., Mo, H., Shastri, A., Su, R., Bapat, P., Kwun, I., & Shen, C.-L. (2014). Novel insights of dietary polyphenols and obesity. *Journal of Nutritional Biochemistry*, 25, 1–18. <https://doi.org/10.1016/j.jnutbio.2013.09.001>
14. Wei, C., Yang, H., Wang, S., Zhao, J., Liu, C., Gao, L., Xia, E., Lu, Y., Tai, Y., She, G., & others. (2018). Draft genome sequence of *Camellia sinensis* var. *sinensis* provides insights into the evolution of the tea genome and tea quality. *Proceedings of the National Academy of Sciences of the United States of America*, 115, 4151–4158. <https://doi.org/10.1073/pnas.1719622115>

15. Wen, B., Ren, S., Zhang, Y., Duan, Y., Shen, J., Zhu, X., Wang, Y., Ma, Y., Zou, Z., & Fang, W. (2020). Effects of geographic locations and topographical factors on secondary metabolites distribution in green tea at a regional scale. *Food Control*, 110, 106979. <https://doi.org/10.1016/j.foodcont.2019.106979>
16. Xianchen, Z., Huiguang, J., Xiaochun, W., & Yeyun, L. (2020). The effects of different types of mulch on soil properties and tea production and quality. *Journal of the Science of Food and Agriculture*, 100, 5292–5300. <https://doi.org/10.1002/jsfa.10564>
17. Xing, L., Zhang, H., Qi, R., Tsao, R., & Mine, Y. (2019). Recent advances in the understanding of the health benefits and molecular mechanisms associated with green tea polyphenols. *Journal of Agricultural and Food Chemistry*, 67, 1029–1043. <https://doi.org/10.1021/acs.jafc.8b06146>
18. Yan, Z., Zhong, Y., Duan, Y., Chen, Q., & Li, F. (2020). Antioxidant mechanism of tea polyphenols and its impact on health benefits. *Animal Nutrition*, 6, 115–123. <https://doi.org/10.1016/j.aninu.2020.01.001>
19. Yang, C. S., Zhang, J., Zhang, L., Huang, J., & Wang, Y. (2016). Mechanisms of body weight reduction and metabolic syndrome alleviation by tea. *Molecular Nutrition & Food Research*, 60, 160–174. <https://doi.org/10.1002/mnfr.201500428>
20. Ye, J., Wang, Y., Wang, Y., Hong, L., Jia, X., Kang, J., & Wang, H. (2022). Improvement of soil acidification in tea plantations by long-term use of organic fertilizers and its effect on tea yield and quality. *Frontiers in Plant Science*, 13, 1055900. <https://doi.org/10.3389/fpls.2022.1055900>
21. Zhang, L., Cao, Q.-Q., Granato, D., Xu, Y.-Q., & Ho, C.-T. (2020). Association between chemistry and taste of tea: A review. *Trends in Food Science & Technology*, 101, 139–149. <https://doi.org/10.1016/j.tifs.2020.05.003>



## **INSECTS: FRIENDS OR ENEMIES**

**Mangal Sukhi Meena\*<sup>1</sup>, Amar Singh<sup>1</sup> and Laxman Singh Saini<sup>2</sup>**

<sup>1</sup>Department of Entomology, Rajasthan College of Agriculture, MPUAT, Udaipur

<sup>2</sup>Department of Entomology, RARI, Durgapura, Jaipur

\*Corresponding author E-mail: [msmeena8769@gmail.com](mailto:msmeena8769@gmail.com)

### **Abstract:**

Insects are little creatures that cannot be avoided by people or other animals; their effects on the world are so numerous that they cannot be counted. This paper focuses on these little but noticeable organisms (insects), which most humans regard as foes. It reveals some unknown facts about insects and portrays them as both allies and foes. At certain stages of their lives, insects engage in both friendly and dangerous activities, such as honeybees, which are beneficial to people but may be harmful when belligerent. Because of the benefits that friendly insects provide, man conserves them in order to maximize profit. The war on insects began many years ago, but insect pest management appears to be the most effective method of eradicating hazardous insects. Insects are vital to the environment and cannot be completely eradicated; instead, they develop resistance to some of the methods employed to manage them.

**Keyword:** Insect, Pest,

### **Introduction:**

Insects are arthropod animals with a head, thorax, and abdomen, six legs, two antennae, and one or two pairs of wings. Insects are the largest phylum arthropoda group in the animal kingdom, containing up to 75% of all known species (Hickman *et al.*, 2008). Insects are by far the largest group of arthropods, whether measured in terms of numbers of species or number of individuals (Johnson, 2003). In the phylum Arthropoda, insects are classified with other animals that have similar characteristics, but they also have specific characteristics that other animals do not exhibit (Pedigo and Rice, 2009). Mader (2001) stated that insects are so numerous and so diverse that the study of this one group is a major specialty in biology called entomology.

Man has been mainly interested in two categories of insects: harmful and beneficial species. These two categories comprise only a few thousand of the millions of insect species. Humans consider beneficial species to be friends, whereas harmful species are considered enemies. It also implies that some insects, such as grasshoppers, termites,

honeybees, and others, are both beneficial and harmful. Jordan and Verma, (2010) opined that “compared with beneficial insects, injurious insects are very numerous”. Most people relate the phrase "insect" with the term "noxious organism" because they are frequently featured in literature, publications, movies, and television shows as being unpleasant, cruel, and dangerous creatures (Vanlenteren and Overholt, 1994).

Furthermore, Pedigo and Rice (2009) proposed that many people believe that all insects are bad (which is incorrect); rather, insects suffer from poor public relations. Pedigo and Rice (2009) expressed this viewpoint in a survey of insects and other arthropods utilized as subject matter in filmmaking.

Furthermore, Pedigo and Rice (2009) proposed that observing other insect species as we do butterflies would lead people to agree that the advantages of insects greatly outweigh the harm that insects cause. Knowledge and awareness of insects, as well as their importance in our planet's ecology, are also important to this change in perspective. Based on past failures, the most advantageous approach should be to live in as much peace as possible with all aspects of nature, including insects. This study answers the issue, "Are insects our friends or enemies?" It expresses the different ways in which insects are both friends and enemies and concludes that the benefits of insects outweigh the harm they bring humans.

### Major insect orders

Insects are divided into nine (9) major orders as represented in the table below (Raven *et al.*, 2011).

**Table 1: Major insect orders**

Orders	Typical examples	Key characteristics	Approximate no of named species
Coleoptera	Beetles	Two pairs of wings, the front one hard, protecting the rear one, heavily armored skeleton; biting and chewing mouthparts. Complete metamorphosis. It is the most diverse.	350,000
Lepidoptera	Butterflies, Moths	Two pairs of broad, scaly, flying wings; often brightly colored. Hairy body; tube like, sucking mouthparts. Complete metamorphosis.	120,000

Diptera	Flies, Mosquitoes	Front flying wings transparent; hind wings reduced to knobby balancing organs called halteres. Sucking, piercing, or lapping mouthparts; some bite people and other mammals. Complete metamorphosis.	120,00
Hymenoptera	Bees, wasps, ants	Two pairs of transparent flying wings mobile head and well-developed compound eyes; often possess stingers; chewing and sucking mouth parts; many social. Complete metamorphosis.	100,000
Hemiptera and Homoptera	bugs, leafhoppers, aphids, cicadas	Wingless with two pairs of wings; piercing and sucking mouthparts, with which some draw bloods, some feed on plants.	60,000
Orthoptera	Grasshoppers, crickets	Wingless or with two pairs of wings; among the largest insects; biting and chewing mouthparts in adults. Third pair of legs modified for jumping.	20,000
Odonata	Dragonflies	Two pairs of transparent flying wings that cannot fold back; large long and slender body, chewing mouthparts. Simple metamorphosis.	5,000
Isoptera	Termites	Two pairs of wings, but some stages are wingless; chewing mouthparts, simple metamorphosis. Complete metamorphosis.	2,000
Siphonoptera	Fleas	Wingless, flattened body with jumping legs; piercing and sucking mouth parts small; known for irritating bites. Complete metamorphosis.	1,200

## **Beneficial effects of insects**

Most insects play an important role in nature, whereas only a small percentage of insect species - fewer than 0.01% - can become problems to humans (Vanlenteren and Overholt, 1994). Few of the numerous benefits of insects are discussed below.

Insect Products Insects can benefit humans by providing products desired for human consumption, a primary source, or by interacting with elements of our environment to yield benefits, an intermediate resource; probably the most valued primary resources insects provide today are: honey, silk, bees-wax, their bodies for human consumption and experimentation, (Pedigo and Rice, 2009). Other vital product of insects includes propolis, royal jelly (bee milk) and gut.

### **Honey**

According to Moran (2012), honey is the primary source of energy for bees. Worker bees collect nectar from plants and carry it back to the hive in a special pouch on their gut called a crop before passing it on to the house bees. These bees add enzymes to the nectar and deposit it at the hive's entrance, fanning it with air to dry it off, resulting in sticky sweet honey. The honey is then stored in cells of the honeycomb and covered with wax to preserve it fresh throughout the winter. The strongest colonies can store up to four times as much honey as they need and it is this spare honey that beekeepers harvest and market. Honey is utilized as both a food and a medicine. Before penicillin, honey was used to treat soldiers' wounds and fight infection during the World Wars. It is now also utilized to maintain human eye components for transplants. This is due to honey's antiseptic properties. Beekeeping for honey production is a valuable agricultural activity in many countries, as well as an important source of foreign cash for those that export honey and bee wax. It is utilized in cosmetics, industrial raw materials, animal feeds, and brewing ingredients (Akunne, 2011). Man uses honey in many kinds of ways, including as the primary source of natural sweetener in the preparation of candies, cakes, and bread.

### **Silk**

True silk is the secretion of silkworm moth caterpillars (*Bombyx mori*). Silk is a fine thread-like secretion generated by caterpillars while creating cocoons for their pupae. Long sac-like silk-glands, which are modified salivary glands, release a thick pasty substance that is expelled via a pair of fine ducts on the lower lip. The caterpillar spins this fluid into fine threads, which harden when exposed to air to form strong and supple silk strands. At a rate of 15.00 cm per minute, the caterpillar larva creates silk threads thousands of meters long

(Jordan and Verma, 2010). The market value of silk supports the claim that the silkworm is one of our most important insect species and a valuable resource.

### **Bees wax**

The fluid is secreted between the segments on the underside of the abdomen, and wax scales can be seen as a result of the secretion solidifying. These scales are separated from the body by the setae of tarsi and transported to the mouth, where they are eaten and turned into plastic to be utilized in the construction of the comb walls. A significant amount is used in pressing comb foundations and returned to the bees hive whenever artificial techniques of rearing are used. Bee wax is used in the cosmetics and pharmaceutical industries, as well as in the manufacture of candles, as a lubricant for sewing thread (by shoemakers), and for industrial purposes (Akunne, 2011). Thousands of mounds of bee wax are utilized in shaving creams, cold creams, polishes, model castings, carbon paper, crayons, electrical devices, and other things (Jordan and Verma, 2010).

### **Lac**

This is a raw material derived from lac scale insects (*Laccifer lacca*) that is used in the production of shellac as well as the coloring of other scale insects to produce red and purple dyes. It is mostly produced in India. Lac is used in many kinds of products, including floor polishes, shoe polishes, insulators, sealants, printing inks, and varnish.

### **Dyes**

Many species of scale insects provide dyes that are used in many products, including cosmetics, and for coloring cakes, medicines, and beverages. Cochineal is a bright red pigment obtained from the bodies of *Coccus cacti*, a scale insect that feeds on cactus plants. The Aztecs utilized cochineal, a scarlet dye obtained from the dried carcasses of female scale insects, *Dactylopius coccus* (native to America), as a dye source. Because synthetic colours were proved to be harmful, natural dyes derived from insects proliferated. Tannin is a dye derived from insect galls that is used in the tanning of skins and the manufacture of long-lasting inks.

### **Propolis**

Bee propolis is used by bees to seal open spaces and cracks. It is comprised of tree sap collected from conifers, pines, flowers, and small buds, as well as bee saliva in small amounts. Bee propolis is beneficial to both humans and bees. It is frequently used as a natural treatment or in traditional medicine. Some documented bee propolis benefits include: use as a topical cream; application to tiny wounds; treatment of ulcers in the

mouth and sore throat; treatment of second-degree burns, aids in inflammation reduction, usage as a mouth wash; and prevention of infection following surgery (Uno, 2011).

### **Royal Jelly**

Moran (2012) studied that honey provides bees with energy, as earlier stated, but it is important for bees to have a source of protein to feed growing larvae. Pollen contains protein, so young nurse bees eat it to help them grow. The royal jelly causes a larva that feeds on it to develop into a queen rather than a worker, increasing its lifespan from 6 weeks to an average of 3–4 years, so it is not surprising some people believe it can benefit our health. Humans harvest the large amounts of royal jelly that can be found in the queen's chamber and use it in various cosmetic products such as hand cream, and shampoo.

### **Role of insects in pollination**

Pollination is by far the most beneficial activity carried out by insects for humans. Pollination is the process by which pollen is transmitted in plant reproduction, allowing fertilization and sexual reproduction. Bees, both social and solitary, are the most significant crop pollinators, although small beetles, butterflies, and a variety of flies also visit flowers. Pearlmillet, sesame, cluster bean, clover, Lemon balm, Toadflax, and Willow are examples of bee pollinated plants/crops. Some insects are important in agriculture because they help in the cross-pollination of blooming plants. Most flowering plants require an animal to do the transportation. While other animals are included as pollinators, most of the pollination is done by insects. Because insects usually receive benefit for the pollination in the form of energy rich nectar; it is a grand example of mutualism. The various flower traits (and combinations thereof) that differentially attract one type of pollinator or another are known as pollination syndromes. These arose through complex plant-animal adaptations. Bright colours, especially UV, and attractant pheromones help pollinators find flowers. Worker honeybees collect pollen grains and place them onto their hind legs in special hair-fringed pockets known as pollen baskets as they fly from blossom to flower.

### **Role of insects in weed control**

Weed populations are frequently maintained or held in balance by insects. Insects from different countries are sometimes introduced to suppress weed plants. *Cactoblastis cactorum*, a South American moth, was imported into Australia to manage a cactus that was destroying cattle range habitat.

### **Insects as scavengers**

Pedigo and Rice (2009) stated that scavenging is another benefit of insects to humans. Insects in feeding, on dead animals and plant tissues, often carry out the first stage of decomposition by predisposing matter for enhanced decay and ultimate breakdown by microorganisms. Some prominent examples of insect decomposers are termites that breakdown woods, springtails that assist in the decomposition of dead leaves and carrion beetles and many fly maggots that feed on dead animals. The beetles which are scavengers feed on dead animals and fallen trees and thereby recycle biological materials into forms found useful by other organisms. These insects and others are responsible for much of the process by which topsoil is created.

### **Insects as experimental animals**

Insects play important roles in biological research. Insects used as experimental animals have been indispensable in such fields as genetics, toxicology, and neurobiology (Pedigo and Rice, 2009). For example, because of insects' small size, short generation time and high fecundity, the common fruit fly, *Drosophila melanogaster* is a model organism for studies in the genetics of higher eukaryotes. Also, *Drosophila melanogaster* has been an essential part of studies into principles like genetic linkage, interactions between genes, chromosomal genetics, development, behaviour, and evolution. Because genetics systems are well conserved among eukaryotes, understanding basic cellular process like DNA replication or transcription in fruit flies can help to understand those processes in other eukaryotes, including humans (Pierce, 2006).

### **Role of insects in medicine**

Insects are also used in medicine, for example fly larvae (maggots) were formerly used to treat wounds to prevent or stop gangrene, as they would only consume dead flesh. This treatment is finding modern usage in some hospitals. Recently insects have also gained attention as potential sources of drugs and other medicinal substances, (Dossey, 2010). Honey bee venom is extracted to produce anti-venom therapy and is being investigated as a treatment for several serious diseases of the muscles, connective tissue, and immune system, including multiple sclerosis and arthritis. According to Ezra (2010), honey can be mixed with some plant products to treat patients with genital weakness, stomach problems, gastroenteritis (burning sensation), cough and cold, night blindness, yellow fever, catarrh, nose bleeding, low sperm count, anemia, boil, quick ejaculation, overflowing menstruation, epilepsy, malaria, typhoid, chest pain, hypertension, and ulcer.

## **Harmful effects of insects**

### **Transmission of diseases**

Insects bring about harmful effects by destroying tissues of their hosts, e.g., larvae of a fly *Dermatobia* burrow under the skin and cause cutaneous myiasis. *Dermatophilus*, a flea destroys tissues below the skin and causes sores. The larvae of a fly *Gastrophilus* enter the stomach of horses and cause inflectional myiasis. Some insects transmit disease producing bacteria and protozoans. The insect which carries the disease organisms from one host to another is called vector. A summary of insects that causes disease as outlined by (Ubachukwu, 2009) is given below;

- Order Dictyoptera (Cockroaches and Mantids): Cockroaches spoil food and are intermediate hosts of some helminthes of humans.
- Order Hemiptera (Bugs, Bed bugs): These give irritating bites. Cone-nose bugs transmit Chagas disease.
- Order Pthiraptera (Anoplura and Mallophaga) (Lice): they cause irritation and skin infections and are vectors of typhus, trench fever and louse-borne relapsing fever.
- Order Coleoptera (Beetles): invasion of alimentary canal and intermediate hosts of helminthes of man. Larvae can cause urticaria.
- Order Lepidoptera (Butterflies and moths): Caterpillars found in alimentary canal. Caterpillar hairs cause urticaria. Moths suck blood from cattle eyes and attack them.
- Order Hymenoptera (Wasps, Bees, and Ants): They give venomous bites and stings.
- Order Diptera (Flies, Mosquitoes, and Gnats): Different types of biting flies cause irritation. They spread diseases such as malaria, dengue fever, yellow fever, filariasis, trypanosomiasis, and others. They cause tissue invasion called myiasis.
- Order Siphonaptera (Fleas including Jigger or Chigoe flea): They cause direct irritation and plague transmission.

### **Household pest**

Pests in households flourished with the storage of dried organic material in houses, such as grains, flour, dried dog food. Some common insect pests in households include:

- Carpet Beetles: These tiny insects are quite destructive in the larval stage on nearly anything organic. Heavily infested food should be discarded. Lightly infested food may be frozen for a few days and then used. They also infest carpets.
- Pantry Moths: There are several kinds of moths that appear in pantries to feed on all kinds of stored foods, the Indian meal Moth perhaps being the most common. They



may be controlled to some extent by using sticky trap boxes that contain pheromones as attractants.

- Cockroaches: There are thousands of cockroach species in the world, but only a handful are pests. Control measures commonly involve sprays or dusts.
- Termites: This group of insects is the least commonly seen of all the household pests. They infest wood and must rely on protozoa and bacteria in their guts to break down the cellulose of the wood. Recent studies indicate that termite digestion produces large quantities of methane gas as (flatulence), which, because of the large numbers of termites affects world ecosystems.
- Bedbugs: Though not very common in many countries currently, in earlier decades, these blood-suckers were an annoying problem, and would also be found in the seats of trains, trolley cars and theaters.
- Carpenter Ants: The Black Carpenter Ant, *Camponotus pennsylvanicus*, is a problem in many households. They originate from large nests in dead or dying trees, and then enter houses to start secondary nests, usually in walls. Sometimes home owners are alerted to their presence by the sight of small piles of sawdust. Blockage of entry places and the use of baits will usually control these large pests.
- Cloth Moths: adults of this species do not feed, but damage to clothes is caused by the larvae, which avoid light and live inside silken cases or webs. Wool, hair, fur and feathers are eaten. Dry cleaning kills the larvae, and storage in airtight boxes or bags will protect clothes.

### **Injurious to domestic animals**

Domestic animals are often seriously injured by insects. Many of them live more or less as parasites either externally, such as fleas, lice, bugs, mosquitoes, and others or internally such as larvae of botflies in sheep. The bird lice feeding upon feathers of chicken cause irritation and loss of flesh. The blood-sucking horn-fly is a serious pest to cattle. The grubs of ox warble-fly cut holes in the skin of cattle, thus causing damaging of hide and flesh. The larvae of horse botfly sometimes cause serious disturbances of stomach.

### **Conclusion:**

Over the years humans refer to insects as outright enemies and pass the same notion to the subsequent generations just because of the few numbers that are harmful. This review revealed many benefits of insects as well as their negative impacts, concluding that insects are more of a friend than an enemy. This is because their friendly attributes in

the ecosystem so far outweighs their little harmful effects. In some way, all the ecosystem's biotic components rely on insects for existence. We should also reconsider our attitude towards insects because their existence cannot be eliminated; rather, we must coexist with them.

### References:

1. Akunne, C. E. (2011). *Ecological studies of honeybees (Apis mellifera L.) in relation to optimal production of honey in Awka, Nigeria* (Ph.D. thesis). Department of Zoology, Nnamdi Azikiwe University. (pp. 206).
2. Dossey, A. T. (2010). Insects and their chemical weaponry: New potential for drug discovery. *Natural Products Reports*, 27(12), 1737-1757. <https://doi.org/10.1039/C005319H>
3. Ezra, O. E. (2010). *Alternative medicine herbs clinic*. J.O Peculiar Home.
4. Hickman, C. P., Roberts, L. S., Keen, S. L., Larson, A., Ianson, H., & Eisenhour, D. J. (2008). *Integrated principles of zoology* (14th ed.). McGraw-Hill.
5. Johnson, G. B. (2003). *The living world* (4th ed.). McGraw-Hill.
6. Jordan, E. L., & Verma, P. S. (2010). *Invertebrate zoology* (14th ed.). Chand and Company Limited.
7. Mader, S. S. (2001). *Biology* (7th ed.). McGraw-Hill.
8. Moran, N. (2012). Bees and beekeeping: From simple bee-ginning. *Amateur Entomologists' Society*. Retrieved from [http://www.amentsoc.org/insects/insects\\_and\\_man/bees\\_and\\_beekeeping.html](http://www.amentsoc.org/insects/insects_and_man/bees_and_beekeeping.html)
9. Pedigo, L. P., & Rice, M. E. (2009). *Entomology and pest management* (6th ed.). Prentice Hall.
10. Pierce, B. A. (2006). *Genetics: A conceptual approach* (3rd ed.). W.H. Freeman and Company.
11. Raven, P. H., Johnson, G. B., Mason, K. A., Losos, J. B., & Singer, S. R. (2011). *Biology* (10th ed.). McGraw-Hill.
12. Ubachukwu, P. O. (2009). Insects of medical importance. In F. C. Okafor & I. C. Okoye (Eds.), *Parasitology for the health sciences* (pp. 263-289). Jolyn Publishers.
13. Uno, R. (2011). Bee propolis benefits. *Buzzle*. Retrieved from <http://www.buzzle.com/articles/bee-propolis-benefits-html>
14. Vanlenteren, J. C., & Overholt, W. A. (1994). Ecology and integrated pest management: Insect science and application. *The International Journal of Tropical Insect Science*, 15(6), 46-48.

## **AGRICULTURAL PRACTICES IN ANCIENT INDIA**

**Sai Prashanthi N**

National Institute of Vedic Sciences, Bangalore, India

Corresponding author E-mail: [saiprashanthi.neelda@gmail.com](mailto:saiprashanthi.neelda@gmail.com)

### **Abstract:**

Vedic agriculture, deeply rooted in the wisdom of ancient India, emphasizes a harmonious coexistence with nature, treating farming as a sacred duty. Its philosophy is built on reverence for the earth (*Bhumi Devi*) as a divine mother and the practice of *Ahimsa* (non-violence) toward all living beings. Central to Vedic agriculture are natural farming methods that minimize external inputs and emphasize organic practices such as crop rotation, seasonal planting, and the avoidance of synthetic fertilizers and pesticides. Vedic farming practices include the use of *Panchagavya* (a natural fertilizer made from cow products), *Beeja shuddhi* (seed purification with rituals and mantras), *Kshetra shuddhi* (land purification through offerings), and planting according to astrological influences (*Rasi chakra*). Crops cultivated under Vedic principles include food grains like rice, wheat, and barley (*Annapurna*), Ayurvedic herbs such as turmeric and tulsi, and fruit trees like coconut, mango, and banana. Traditional tools, often handmade, and oxen-driven cultivation methods are key components of this approach. Vedic agriculture is supported by influential ancient texts like the *Rigveda*, *Krishik Parashara*, and *Vrikshayurveda*, which provide guidance on agricultural practices. Ultimately, Vedic agriculture seeks to maintain a balanced relationship between humans, nature, and the divine, ensuring sustainability and respect for the environment.

**Keywords:** Vedic Agriculture, Fertilizers, Pesticides, Environment.

### **Introduction:**

Vedic agriculture, often referred to as Vedic farming or Vedic Krishi, is a traditional Indian method of agriculture that focuses on achieving harmony with nature and employing natural techniques for crop cultivation. It is grounded in the principles of Vedic philosophy, which dates back over 5,000 years. Agriculture (*Krishi*) in ancient India played a crucial role in the economy, with its origins traced back to the Indus Valley Civilization.

### **Key historical insights on agriculture in ancient India:**

- **The Vedic period:** During the Vedic period, tools such as *hals* (plows), *hansi* (sickles), and *chalni* (sieves) were used to cultivate grains like wheat, rice, and barley. A crop rotation system was employed to enhance soil fertility.

- **Ancient texts:** Vedic scriptures such as the *Rigveda*, *Naradasmriti*, *Vishnu Dharmottara Purana*, and *Agni Purana* mention agricultural practices. The *Krishni Parashara* is a well-known ancient agricultural text that highlights the importance of agriculture through the verse: "*Krishir dhanaya krishir medhya jantunam jeevanam krishi*", which translates to "Agriculture is wealth, agriculture is intelligence, and agriculture is the foundation of human life."
- **Indus valley civilization:** Archaeological evidence reveals that people in the Indus Valley Civilization were advanced farmers who cultivated wheat and barley and paid taxes in the form of grains.
- **Mauryan period:** In the Mauryan era, agricultural officers were appointed to enhance agricultural practices. The Greek traveler Megasthenes noted that officials managed the distribution of water through canals and their branches for efficient farming.
- **Post-independence:** Following India's independence, the government introduced high-yielding seeds and agricultural innovations, leading to increased food production and the Green Revolution.

**Key features of vedic agriculture:**

1. **Organic and natural:** No synthetic fertilizers, pesticides, or genetically modified organisms (GMOs) are used.
2. **Soil conservation:** Techniques like crop rotation, mulching, and cover cropping are employed to maintain soil health.
3. **Diversified crops:** A variety of crops are grown together to mimic natural ecosystems.
4. **Agroforestry:** Trees are integrated into farming systems to maintain ecological balance.
5. **Cow-based farming:** Cow dung and urine are used as natural fertilizers and pest control agents.
6. **Moon-based planting:** Crops are cultivated according to lunar cycles to enhance growth and yield.
7. **Spiritual connection:** Farmers foster a spiritual relationship with the land, plants, and animals.

### **The *Krishi Parashara*:**

The *Krishi Parashara* is an ancient Indian text attributed to the sage Parashara, believed to have lived around 1500 BCE. The text is an essential guide to sustainable and organic farming, addressing a wide range of topics, including:

1. Soil preparation and fertility management
2. Seed selection and treatment
3. Crop rotation and intercropping
4. Irrigation and water management
5. Pest and disease management
6. Livestock management and animal husbandry
7. Agricultural astronomy and lunar cycles
8. Farming techniques and tools

The *Krishi Parashara* remains a foundational text on Vedic agriculture, providing valuable insights into eco-friendly and sustainable farming methods that continue to inspire modern agricultural practices.



### **Plant growth which was provided with cow dung and cow urine**

Vedic agriculture, outlined in ancient texts like *Krishi Parashara*, emphasizes natural and sustainable farming methods. This traditional approach to agriculture, written in Sanskrit and later translated into multiple languages, consists of 12 chapters that cover every aspect of farming, including soil fertility, irrigation, crop care, and integration with nature.

### **Key practices in *Krishi Parashara*:**

1. **Rain forecasting:** Based on the positions of the moon and sun, predictions for rainfall are made to optimize planting times.
2. **Soil identification:** Methods to distinguish productive from non-productive soils and categorize 12 types of land based on fertility, irrigation, and physical traits.

3. **Irrigation:** Crops are irrigated through channels using river water or wells.
4. **Seed treatment:** Emphasis is placed on selecting good seeds and treating them naturally for increased vitality.
5. **Natural pest control:** Using organic methods for pest and disease management.
6. **Organic manure:** Composting and natural fertilizers like cow dung improve soil health.
7. **Crop rotation & intercropping:** Alternating crops to enhance biodiversity, maintain soil fertility, and manage pests naturally.
8. **Seasonal planting:** Aligning crop planting with seasonal changes and lunar cycles.
9. **Livestock integration:** Incorporating animals into the farming system for added sustainability.

**Goals of vedic agriculture:**

1. Enhancing soil fertility
2. Conserving water
3. Supporting biodiversity
4. Enhancing ecosystem services
5. Increasing crop resilience
6. Supporting rural livelihoods
7. Fostering a spiritual connection with Nature

**Traditional methods used in vedic agriculture:**

1. **Beeja siddhi:** Seed treatment with cow dung, urine, and ghee to boost seed vitality.
2. **Jeevamrutha:** A natural fertilizer made from cow dung, urine, jaggery, and flour to enhance soil microbiology.
3. **Panchagavya:** A mixture of five cow products—milk, curd, ghee, urine, and dung—used as fertilizer and pest control.
4. **Vaastu shanti:** Aligning farms with earth's energy grid for optimal crop growth.
5. **Homa farming:** Fire rituals to purify the atmosphere and soil.
6. **Crop rotation:** Alternating crops to sustain soil fertility and reduce pests.
7. **Organic manures:** Using compost, vermicompost, and green manure to enrich the soil.
8. **Agroforestry:** Incorporating trees into farming systems to enhance ecological balance.
9. **Polyculture:** Growing diverse crops together to mimic natural ecosystems and minimize pest problems.

10. **Natural pest control:** Using neem, turmeric, and other natural substances to manage pests.

**Vedic agriculture process:**

1. **Soil preparation:** Enhance soil fertility using organic fertilizers and techniques like Panchagavya.
2. **Seed selection:** Choosing high-quality seeds suitable for the local climate and soil.
3. **Seed treatment:** Using methods like *Beeja Siddhi* and cow dung treatments to strengthen seeds.
  - **Seed treatment methods:**
    - Flour from rice, black gram, and sesame to aid germination.
    - Cow dung, especially for cotton seeds.
    - Panchagavya and compost tea to boost germination.
4. **Sowing:** Planting seeds at the right time according to lunar cycles.
5. **Crop care:** Using natural methods like Jeevamrutha, Panchagavya, and Homa farming for growth and pest control.
6. **Pruning and training:** Shaping plants to maximize productivity.
7. **Harvesting:** Collecting crops at their peak for quality and yield.
8. **Post-harvest care:** Using natural methods for crop storage and preservation.
9. **Soil rejuvenation:** Restoring soil health after harvest in preparation for the next planting season.

By embracing these Vedic agricultural practices, farmers can cultivate crops in a way that sustains the environment, preserves biodiversity, and strengthens the connection between humans and nature.

Vedic agriculture promotes a holistic approach to farming that recognizes the interconnectedness of soil, plants, animals, and humans. By adhering to these ancient practices, farmers can cultivate a sustainable and regenerative agricultural system that supports both environmental and human health.

**Key benefits of vedic agriculture:**

1. **Enhances crop quality and quantity:** Natural methods improve the taste, texture, size, and nutritional value of crops.
2. **Reduces chemical use:** Eliminates the need for harmful synthetic fertilizers and pesticides, creating a healthier environment.
3. **Increases farmer profitability:** Lower input costs and improved crop yield result in higher income for farmers.

4. **Protects the environment:** Prevents pollution and supports ecological balance by promoting organic practices.
5. **Supports biodiversity:** Encourages crop diversity and preserves indigenous seeds, contributing to a richer ecosystem.
6. **Water conservation:** Vedic methods such as crop rotation and agroforestry help conserve water resources.
7. **Carbon sequestration:** The emphasis on soil health and natural farming methods helps capture carbon and mitigate climate change.
8. **Promotes indigenous seeds:** Uses local seed varieties to promote resilience and genetic diversity.
9. **Encourages sustainable agriculture:** Aligns with nature's cycles and rhythms, fostering an environmentally conscious approach.
10. **Supports small-scale farmers:** Vedic practices are well-suited to smaller, local farming communities, empowering them through sustainable development.
11. **Soil health and fertility:** Natural techniques enhance soil structure, fertility, and long-term productivity.

**The future of vedic agriculture:**

1. **Global food security:** Vedic agriculture has the potential to address food security challenges by improving crop yields and nutritional quality through sustainable practices.
2. **Climate change mitigation:** By focusing on biodiversity, soil health, and organic farming, vedic agriculture aids in reducing carbon emissions, conserving resources, and promoting climate resilience.
3. **Sustainable development:** Vedic methods advocate for local, organic, and small-scale farming, contributing to rural development, poverty reduction, and community well-being.
4. **Biodiversity preservation:** The emphasis on traditional crops and seeds preserves india's agricultural heritage and promotes global biodiversity.
5. **Farmer livelihoods:** FFarmers can benefit from increased income, reduced input costs, and better health through organic practices.
6. **Ecosystem services:** Vedic agriculture supports natural ecosystems, enhances water resources, and encourages pollination and beneficial organisms.



7. **Global collaboration:** The principles of vedic agriculture can be adapted internationally, fostering knowledge sharing and global efforts toward sustainable farming.
8. **India's agricultural growth:** Vedic agriculture can strengthen india's position as a global agricultural leader by promoting sustainable and eco-friendly farming practices.

By embracing Vedic agriculture, we can create a sustainable, resilient, and food-secure future that aligns with nature and supports the well-being of both people and the planet.

#### **Acknowledgments:**

The author extends gratitude to Prof. T.G.K. Murthy, Scientist at ISRO and the National Institute of Vedic Sciences, Bangalore, for his guidance and support in conducting research on Vedic farming.

#### **References:**

1. Choudhary, S., Kushwaha, M., Singh, S. P., & Kumar, R. S. S. (2017). Cow urine: a boon for sustainable agriculture. *International Journal of Current Microbiology and Applied Sciences*, 6(2), 1824–1829. <https://doi.org/10.20546/ijcmas.2017.602.205>
2. Gupta, S., & Pathak, S. (2020). Identity of ancient India- Agnihotra agriculture. *Bhartiya Krishi Anusandhan Patrika*, 35(1–2). <https://doi.org/10.18805/bkap207>
3. Jakhmola, R. (2012). Medicinal - Agricultural science in Vedic literature. *AYU (an International Quarterly Journal of Research in Ayurveda)*, 33(1), 147. <https://doi.org/10.4103/0974-8520.100335>
4. Kristiansen, P., & Merfield, C. (2006). Overview of organic agriculture. In *CABI eBooks* (pp. 1–23). <https://doi.org/10.1079/9781845931698.0001>
5. Tilak, K. V. B. R., Ranganayaki, N., Pal, K. K., De, R., Saxena, A. K., Nautiyal, C. S., Mittal, S., Tripathi, A. K., & Johri, B. N. (2005). Diversity of plant growth and soil health supporting bacteria. *Current Science*, 89(1), 136–150. <http://www.iisc.ernet.in/currsci/jul102005/136.pdf>
6. Willett, A. B. J. (1993). Indigenous knowledge and its implication for agricultural development and agricultural education: a case study of the Vedic tradition in Nepal. <https://doi.org/10.31274/rtd-180813-9789>

## HARNESSING DIGITAL TECHNOLOGIES IN AGRICULTURE: CURRENT TRENDS AND FUTURE RESEARCH PATHWAYS

Akanksha Sant, Shubham\* and Mayank Monga

University Institute of Agricultural Sciences,  
Chandigarh University, Gharuan, Punjab, India

\*Corresponding author E-mail: [shubham73seth@gmail.com](mailto:shubham73seth@gmail.com)

### Abstract

With the use of cutting-edge technologies, digital agriculture is a revolutionary approach to contemporary farming that increases agricultural output, efficiency, and sustainability. This paradigm shift combines a number of digital tools and methods, such as big data analytics, artificial intelligence (AI), Internet of Things (IoT) sensors, and precision agricultural technology. Digital agriculture can monitor crop health, soil conditions, and environmental elements in real-time, facilitating data-driven decision-making and maximizing resource utilization. This is made possible by utilizing the breakthroughs in this field. There are several advantages to using digital agriculture, including better yield prediction, less waste from inputs, and less environmental effect. For example, IoT sensors can monitor soil moisture levels, enabling accurate irrigation control, while AI-driven algorithms may evaluate large, complicated data sets to deliver insights that can be put to use. Additionally, digital platforms improve food security and lower post-harvest losses by facilitating improved supply chain management and traceability. In conclusion, digital agriculture holds the potential to revolutionize farming practices by integrating technology to drive efficiency and sustainability. Its continued development and adoption are crucial for addressing global food security challenges and advancing towards more resilient agricultural systems.

**Keywords:** Agriculture, Digitalization, Artificial Intelligence, Food Production, Economy

### Introduction:

India has huge concerns about getting more and more opportunities in the agricultural sector (Alm *et al.*, 2016). As per the knowledge found in the last couple of years out of 27 states Haryana has been stated as a major contributing sector in agricultural produce. As per the reports, around 50 percent of tractors for agriculture are manufactured in Haryana although 1.37 percent land area of Haryana state contributes to 14 percent in food stock. India is the world's top producer of milk, juice, and pulses; it comes in second

for wheat, rice, and groundnuts in terms of agricultural output. India is a growing and developing country for agriculture. But there are various challenges and situations which people are confronting these days. Due to small landholdings and lands, it becomes a limitation for a farmer. A large population cannot be limited by the fact that they only eat agricultural products (Bear and Holloway, 2015; Klerkx *et al.*, 2019). There should be an enhancement in farmer's income and even agricultural produce. One of the ways that can be used to enhance farmers' income is by digital agriculture. The digitalization of agriculture is anticipated to optimize technical aspects of production systems, value chains, and food systems. It is also seen as a way to address societal concerns related to farming, including food traceability, animal welfare, and environmental impacts (Reji *et al.*, 2023).

The adoption of digital technologies in agriculture has been most prominent in precision farming for cropping and viticulture with potential for further diffusion and transformation. The scientific literature on digital agriculture has primarily focused on technical applications to enhance agricultural practices and productivity as well as post-farmgate processes like quality monitoring and traceability (Bowen and Morris, 2019; Carolan, 2019; Chaterji *et al.*, 2020; Samriti *et al.*, 2024). A rising corpus of research is examining how digital technologies such as robotics, drones, artificial intelligence, big data analysis, and precision farming might be used in agriculture. Regardless of the exact term used digitalization implies that management tasks on farm and off-farm (in the broader value chain and food system) focus on different sorts of data (on location, weather, behaviour, phyto-sanitary status, consumption, energy, prices, and economic information *etc.*) Using sensors, machines, drones, and satellites for monitoring animals, soil, water, plants and humans. The data obtained is used to interpret the past and predict the future to make more timely or accurate decisions, through constant monitoring or specific big data science inquiries.

### **Aspects related to digital agriculture**

1. **Precision agriculture:** Precision agriculture monitors and controls crop variability in the field by utilizing technologies like drones, sensors, and GPS. By applying the appropriate amount of inputs (water, fertilizer, and pesticides) at the correct time and place, this method seeks to maximize crop yields while minimizing waste (Alm *et al.*, 2016; Reetika *et al.*, 2024). This idea highlights the accuracy with which resources are distributed to improve sustainability and productivity.

2. **Data analytics and decision support systems:** Informed decision-making is facilitated by the use of big data analytics in agriculture. Increased productivity and lower risk can be possible by examining the data from plethora of sources including crop health, soil conditions, and weather forecasts farmers take decisive actions and enhance crop growth. In this field, theoretical models concentrate on the statistical techniques and algorithms used to analyze and produce massive datasets (Blok, 2018).

### **Advancement in the digital agriculture sector**

1. **Internet of Things (IoT):** By linking different gadgets and sensors around the farm, IoT is essential to digital agriculture. To help farmers make timely and educated decisions, these connected gadgets gather real-time data on crop health, weather, and soil moisture. Network theories and data communication concepts form the theoretical foundation.
2. **Machine learning (ML) and Artificial Intelligence (AI):** ML and AI algorithms are used to anticipate outcomes like insect infestations and crop production by analyzing large, complicated datasets. These technologies support decision support systems and serve as the foundation for predictive analytics (Chung *et al.*, 2021). Computational theories and models of learning, pattern recognition, and prediction are included in the theoretical frameworks.
3. **Geographic Information Systems (GIS):** GIS technology provides for the survey of data in terms of farming areas and ensures that spatial analysis, mapping, and geo-statistics are sophisticated, modern ideas.
4. Precision agriculture and resource identification and analysis benefit from the unique patterns and interconnectivity that GIS offers.
5. **Remote sensing:** Advanced technology such as satellite imaging and aerial drones offer comprehensive data regarding crop status and variability in the field. To evaluate crop health and field conditions, theoretical models in remote sensing comprise image processing, spectral analysis and the interpretation of spatial data.
6. **Sustainability and resource efficiency:** By maximizing the utilization of resources and minimizing waste, technology may improve environmental sustainability is the basic concerns behind digital agriculture. This field's theoretical models investigate how precision farming affects greenhouse gas emissions, water conservation, and

soil health. Data-driven strategies seek to strike a balance between ecological care and agricultural productivity.

7. **Economic and social implications:** Return on investment, labour displacement, and market access are among the cost-benefit analyses of using digital technology that are covered by economic theories about digital agriculture. Social theories investigate the potential effects and observe how social fairness, technological availability, and skill requirements are changing in rural places (Eastwood *et al.*, 2017; Sharma *et al.*, 2023).

### **Critical role of digitalization in advancing agricultural practices and sustainability**

In recent times, Indian agriculture has focused on increasing the productivity of crops and generating better incomes for farmers. This became an official government policy after the Prime Minister of India called for doubling farmers' incomes by focusing as its main objective, a budget announcement to support this goal. While India ranks first in the production of milk, jute, and pulses and second in producing wheat, rice, groundnut, vegetables, fruits, cotton, and sugarcane, the main challenge lies in the insufficient incomes of farmers due to small landholdings (Kumar *et al.*, 2008; Shubham *et al.*, 2021). By combining agriculture with digital technologies, it's possible to increase income for farmers while enhancing the production unit and value chain enhancing the production unit's and value chain's efficiency (Balaraj, 2013). Artificial intelligence (AI) performs a decisive role in this digital transformation, from gene sequencing in seed production to networks and image recognition technologies. To harness financial and societal issues uses of digital agriculture, India has one of its best concerns on agriculture as 1<sup>st</sup> choice for implementing artificial intelligence-driven tools and solutions Barreto and Amaral 2018; Salemink *et al.*, 2017). Furthermore, digitalisation is defining or ongoing transformation of this era. It is having a huge and essential impact in terms of agriculture. Digital agriculture can be presented to be an excellent source for farmers in case of a decision support organisation.

### **Key aspects**

1. Robotic technology in agriculture to reduce human manual work.
2. Utilization of geo-informatics technology.
3. Adoption and utilization of machine learning i.e. a branch of artificial intelligence.

### **Applications of digital agriculture**

1. There are many uses for digital technology in agriculture providing a set of opportunities. Some examples include the agro-Pad, a paper device developed by

IBM, which utilizes AI-powered technology for quick examination of soil and water health.

2. By placing a drop of water or soil sample on the agro pad and using a smartphone to capture an image, farmers can receive instant colorimetric test results for chemical analysis.
3. Another innovative tool is Plantix, a mobile application developed by PEAT, which serves as a comprehensive database of plant disease pictures for identification and diagnosis. This application has now expanded its services to include WhatsApp, where farmers can just send an image of an infected leaf and receive real-time diagnosis and treatment suggestions. Ecosystem services in biologically diversified versus conventional farming systems: benefits, externalities, and trade-offs.
4. Drones are used to fight locusts in India, locusts have been attacking and destroying large swathes of India's crops on regular basis. Both at Federal level and State Agriculture Ministry have been using drones for this anti-locust spraying.
5. The agriculture sector in relations of digitalization uses two expert tools farm and mechanisation *i.e.* EM3 and Tringo agri-services. For renting farm machinery, it makes easy access for farmers to rent through mobile application. EM3 calls it the samadhan and categorizes it as Farming as a service that creates a platform to reach the farmer and the farm efficiently and affordably through a network of farm centres. These centres are managed by IT systems and by agri-professionals. For rural property mapping in India drones are used -the government of Hindustan recently launched the '*Swamitva scheme*' under this scheme drones will draw a digital map of every property which falling within these geographical limits of a village & demarcate the boundaries of revenue area. Property cards for every property in the village will be prepared by states using such drone mapping. Another unique model in the Agri-tech landscape is 'Ergos' In this a model known as 'Grain Bank Model' is initiated that allows grains to be transformed into tradable digital assets by farmers to get better prices for their produce which even provides door-to-door access for small and marginal farmers. Ergos model offers farmers the flexibility to store. By this farmers get immediate liquidity and better income. Through an efficient use of technology, they provide the following services to farmers at Farmgate in the state of Bihar storage, credit availability, and market linkage. Storage- Ergo Shas a network of scientifically managed micro warehouses at

the farm gate, where farmers can store even a single bag of grains, credit availability, post-harvest, farmers need liquidity. With Ergos, farmers can sell even a single bag of grains kept with Ergos for immediate liquidity through market linkage, and they can also take advantage of credit against the value of stored grains from partner lending institutions.

6. (Ergos aggregates the demand from buyers and supply from farmers & offers farmers market linkage to sell stored grains at the best price.
7. The next technology is Agent which is quality assessment using technology. It produced a platform Qualex for trade quality and safety parameters for many commodities. This platform is for rapid quality estimation in agriculture & food value chains through AI-based spectral and AI-based image analytics using hardware, software and data analytics. Uses small or pocket-sized devices to analyze physical and chemical constituents in rice, oil seeds, pulses and wheat in just a couple of seconds.
8. Another digital application for farm monitoring and risk management in agriculture -Yuktix technology. It is an aggrotech start-up that focuses on creating a digital tool for agriculture farm land introducing best practices that increase yield and reduce losses. These are software and hardware solutions for grain-sensing devices. Their solar-powered weather stations provide real-time weather conditions at any time. Yuktik micro weather station collects data from different locations using existing indigenous knowledge that helped them distribute crop-specific advisory to a group of farmers to use climate-smart agriculture practices.

### **Contextualization of digital agriculture**

1. To understand the unique challenges of digital agriculture in India, it is important to compare the average Indian farm with farms in the US, Australia, and Europe. The significant difference in farm sizes, with the average Indian farm being only 1.0823 hectares compared to 17920 hectares in the US, 433121 hectares in Australia, and 16.122 hectares in Europe, highlights the need for customized digital agriculture solutions that can be scaled and made accessible to small Indian farms (Roberts *et al.*, 2017).
2. According to Business Insider 24 Intelligence, it is projected that there will be nearly 12 million agricultural sensors installed globally by 2023. Tech giant IBM estimates that an average farm can generate half a million data points per day, which can help

farmers improve yields and increase profits. However, the small size of Indian farms means that they may generate fewer data points, making it challenging to aggregate and analyze the data effectively (Jensen *et al.*, 2012). This requires computing, storage, and processing power, which comes at a cost and poses a hurdle for Indian farms.

3. For adopting digital agriculture in India it's important to know about precise financial investment related to the cost of technology or input required for per unit of land or individual farmer. Without this information, it becomes double challenging for anybody to assess the technology's viability in the Indian context.
4. In order for Digital Agriculture to thrive in India, the focus should be on developing low-cost technology that is affordable for small-scale farmers, considering the average income of farmers in the country.
5. Additionally, easily portable hardware would lead to higher chances of success in India, given the prevalent land leasing practices and small farm sizes. Renting and sharing platforms for agricultural equipment and machinery would be more practical due to limited financial resources and small farm plots, presenting a significant opportunity for growth in the agriculture technology sector in India (Higgins *et al.*, 2017).
6. The emergence of FPO's in India presents the largest opportunity for Digital Agriculture in the entire agriculture value chain. FPOs are a way for farmers to group together their produce marketing and production.
7. This consolidation allows for the positioning of precision agriculture technologies and smart agriculture solutions, as larger land parcels are available for technology implementation.
8. Additionally, FPO's make technology more affordable and accessible to even the smallest farmers, benefiting all stakeholders involved.
9. In agricultural ecosystems, biodiversity plays a crucial role by offering a range of ecosystem services that have cascading positive effects on production. These services include natural pest control, soil fertility enhancement, and overall ecosystem resilience, contributing to more sustainable and productive agricultural systems. Additionally, it is crucial for our extension services and agricultural academic institutions to shift their focus towards digital agriculture, as they play a vital role in introducing new technologies to farms.



10. The future of digital agriculture in India looks bright. Key determinants of its success include affordable technology, accessibility, ease of operation, system maintenance, timely issue resolution, and supportive policies. Research and development must also address last-mile delivery and on-ground challenges to truly empower digital agriculture.

### **Digitalization of the agricultural sector for knowledge enhancement and innovation systems**

Digitalization has also been observed to be a driving force of the evolution of agricultural knowledge and innovation systems (AKIS). In this thematic cluster, which has emerged recently but is increasingly becoming established, different lines of inquiry can be discerned with macro, meso or micro on knowledge & innovation systems. From the major aim, a study stated that innovation not only supports structure but also transforms itself in making new changes in the agriculture sector as a result of digitalization example by incorporating big data analysis. Some research also looks at how AKIS for digital agriculture is shaped through a diversity of existing & new actors in this system: high-tech firms, and service industries, such as self-driving tractors and automated milking machinery. For responsible research and innovation, there is an evident literature theory on how innovation systems can apply principles for responsible research (Rose and Chilvers, 2018; Abbasi *et al.*, 2022). Thus, literature also explores the role that trans-disciplinary science can play in supporting solutions integrative solutions that look at a combination of technological, social, economic & business challenges. For instance, some studies examine how digital platforms & social media enable local and global information sharing and peer learning. At the micro level of knowledge systems, using the theory of learning and user-centred design other research looks at the continuous process of digital decision support systems are better attuned to users.

### **Economic management of digitalized agricultural production systems and value chains**

While there is some generic literature looking at economic & business model aspects of digital technology and big data. There is some research on the costs and benefits of unmanned aircraft systems. Some research tried to assess the effect of precision farming technologies on productivity in the agriculture sector. Some pieces reflect, beyond the farm level on the economic impacts of digitalized supply chains. Another important stream of research deals with the economic impacts of digital technology on markets, using

theoretical & methodology approaches in microeconomics, modelling, and econometrics of the relationship between demand and supply. The business model which is associated with the services are often relate to new forms of insurance for farmers. Empirical research about business models of digital agriculture remains rare and typologies are milted to new direct marketing solutions between the farmer and the consumer. In such models, multinational corporations offer large deals to farmers. For example, this idea of circular economy aims to find new ways for traditional streams of waste to be converted to diverse value-added products on-farm processing (Andreopoulou *et al.*, 2008).

### **Promises and challenges of digitalizing agriculture**

1. **Sustainability:** Digitalization can support sustainable agriculture by enabling precision agricultural techniques. Farmers can reduce expenses by using less pesticides, fertilizer, and water. Furthermore, data-driven insights might assist in identifying regions for biodiversity preservation and conservation.
2. **Knowledge transfer and capacity building:** Digital tools make probabilities for farmers to increase their ability and exchange knowledge. Platforms that offer weather reports, market information, and agronomic guidance enable farmers particularly those in rural or underserved areas to make well-informed decisions and implement best practices.
3. **Challenges and inequities:** The digitalization of agriculture brings dangers and challenges in addition on the way to possible rewards. High upfront expenditures, technical complexity, and connectivity issues may limit access to digital technologies, particularly for smallholder farmers in developing countries. Data privacy as well as cyber security are major concerns (Ayaz *et al.*, 2019).
4. **Prices of big agribusinesses:** It generates issues with power dynamics and the fair distribution of advantages within the agriculture industry.
5. **Policy and regulatory frameworks:** Harnessing the potential of digital agriculture while tackling its problems requires effective policies and regulations. Infrastructure development, digital literacy promotion, and equitable competition in the digital market are all priorities for governments. Safeguards must also be put in place to stop monopolistic practices and defend farmer's data rights (Azaza *et al.*, 2016).
6. **Efficiency and productivity:** There is a lot of promise for agricultural process optimization with digital technologies like drones, IoT sensors, precision

agriculture, and data analytics. With the use of these tools, farmers can keep an eye on the weather, crops, and soil in real-time, which improves resource allocation and lowers environmental impact while increasing yields

7. **Market access and traceability:** Farmers may more effectively access markets, establish direct connections with buyers, and improve price transparency with the use of digital platforms. Additionally, blockchain technology can improve the traceability of the food supply chain, guaranteeing food quality and safety while building consumer confidence.

### **Conclusion:**

There is a lot of potential for the digitalization of agriculture to change the industry in the means of inclusion, efficiency, and sustainability. To guarantee that digital advances benefit all players and support the long-term resilience of agricultural systems, however, coordinated efforts from stakeholders across the value chain including farmers, policymakers, technology providers, and civil society are necessary to realize this promise. Predictive and prescriptive analytics could revolutionize the way crops are grown and managed and with the help of deep learning models, the potential can be endless. In summary, the development of digital agriculture signifies a radical change in the way we think about farming and food production. Through the incorporation of cutting-edge technologies like automation, big data analytics, remote sensing, and precision farming, digital agriculture holds promise for augmenting agricultural systems' resilience, sustainability, and productivity. Adoption of these technologies can result in increased crop yields, decreased environmental impact, and optimum resource utilization, among other benefits. Digital agricultural implementation is not without its difficulties, though. To fully realize the potential of these breakthroughs, issues including data privacy, high initial expenditures, and the requirement for sufficient technical skills and infrastructure must be addressed. Furthermore, in order to guarantee that smallholder and developing-region farmers may also profit from these developments, fair access to technology and training is essential. Future studies should concentrate on resolving these issues and investigating novel technical developments and their applications in various agricultural settings. Additionally, the effective combination and development of digital agriculture methods will require multidisciplinary cooperation between technologists, agronomists, policymakers, and farmers. All things considered, digital agriculture has the potential to influence farming in a way that is sustainable and productive in the future. We can develop into a more

resilient and effective agricultural system that can fulfill the needs of an expanding global population while protecting the environment by carrying out further research and development on these technologies.

**Acknowledgments:**

Authors would like to express their great appreciation and gratitude to all the authors for providing their facilitation and their contribution for valuable and constructive suggestions during the planning and implementation of this review study.

**References:**

1. Abbasi R, Martinez P and Ahmad R. (2022). The digitization of agricultural industry – A systematic literature review on agriculture 4.0. *Smart Agricultural Technology 2*: 100042.
2. Alm E, Colliander N, Lind F, Stohne V, Sundstrom O, Wilms M and Smits M. (2016). Digitizing the Netherlands: how the Netherlands can drive and benefit from an accelerated digitized economy in Europe. *Boston Consulting Group*.
3. Andreopoulou Z, Tsekouropoulos G, Koutroumanidis T, Vlachopoulou M and Manos B. (2008). Typology for e-business activities in the agricultural sector. *International Journal of Business Information Systems* 3(3): 231-251.
4. Ayaz M, Ammad-Uddin M, Sharif Z, Mansour A, Aggoune EH. (2019). Internet-of-Things (IoT)-based smart agriculture: Toward making the fields talk. *IEEE Access* 1 (7): 129551-83.
5. Azaza M, Tanougast C, Fabrizio E and Mami A. (2016). Smart greenhouse fuzzy logic based control system enhanced with wireless data monitoring. *ISA Transactions* 61: 297–307.
6. Balaji GN, Nandhini V, Mithra S, Priya N and Naveena R. (2018). IoT based smart crop monitoring in farm land. *Imperial Journal of Interdisciplinary Research* 4(1): 88-92.
7. Balaraj S. 2013. Optimization model for improving supply chain visibility. *Infosys Labs Briefings* 11(1): 9-19.
8. Barreto L and Amaral A. (2018). Smart farming: Cyber security challenges. In: International Conference on Intelligent Systems (IS) 870-876.
9. Bear C and Holloway L. (2015). Country life: agricultural technologies and the emergence of new rural subjectivities. *Geography Compass* 9(6): 303-315.

10. Blok V. (2018). Technocratic management versus ethical leadership redefining responsible professionalism in the agri-food sector in the Anthropocene. *Journal of Agricultural and Environmental Ethics* 31: 583-591.
11. Bowen R and Morris W. (2019). The digital divide: Implications for agribusiness and entrepreneurship. Lessons from Wales. *Journal of Rural Studies* 72: 75-84.
12. Carolan M. (2019). Automated agrifood futures: robotics, labor and the distributive politics of digital agriculture. *The Journal of Peasant Studies* 47(1): 184–207.
13. Chaterji S, DeLay N, Evans J, Mosier N, Engel B, Buckmaster D and Chandra R. (2020). *Artificial Intelligence for Digital Agriculture at Scale: Techniques, Policies, and Challenges*. [online] arXiv.org. doi: <https://doi.org/10.48550/arXiv.2001.09786>.
14. Chung YC, Chang HH, Kitamura Y. (2021). Digital and traditional media advertising and business performance of agribusiness firms-Empirical evidence in Japan. *Agricultural Economics/Zemědělská ekonomika* 1(2):67.
15. Eastwood CR, Chapman DF and Paine MS. (2017). Networks of practice for co-construction of agricultural decision support systems: Case studies of precision dairy farms in Australia. *Agricultural Systems* 108: 10–18.
16. Higgins V, Bryant M, Howell A and Battersby J. (2017). Ordering adoption: Materiality, knowledge and farmer engagement with precision agriculture technologies. *Journal of Rural Studies* 55: 193–202.
17. Jensen HG, Jacobsen LB, Pedersen SM and Tavella E. (2012). Socioeconomic impact of widespread adoption of precision farming and controlled traffic systems in Denmark. *Precision Agriculture* 13: 661-677.
18. Klerkx L, Jakku E and Labarthe P. (2019). A review of social science on digital agriculture, smart farming and agriculture 4.0: New contributions and a future research agenda. *NJAS-Wageningen journal of life sciences* 90: 100315.
19. Kumar V, Lehri S, Sharma AK and Kumar A. (2008). Design and implementation of agriculture research digital photo manager. *Computers and Electronics in Agriculture* 60 (2): 296–300.
20. Reetika, Singh G, Ishika, Shubham and Kaushal S. (2024). Soil management strategies for increasing carbon sequestration: A review. *International Journal of Research in Agronomy* 7(4): 496-499.

21. Reji AP, Ashpreet, Shubham and Kaushal S. (2023). Navigating the nanofertilizer frontier: synthesis, applications and environmental considerations. *Frontiers in Crop Improvement* 11(5): 2314-2323.
22. Roberts E, Beel D, Philip L and Townsend L. (2017). Rural resilience in a digital society. *Journal of Rural Studies* 1(9): 54:355.
23. Rose DC and Chilvers J. (2018). Agriculture 4.0: Broadening responsible innovation in an era of smart farming. *Frontiers in Sustainable Food Systems* 2:87.
24. Salemink K, Strijker D and Bosworth G. (2017). Rural development in the digital age: A systematic literature review on unequal ICT availability, adoption, and use in rural areas. *Journal of Rural Studies* 54(54): 360–371.
25. Sharma S, Lishika B, Shubham and Kaushal S. (2023). Soil Quality Indicators: A Comprehensive Review. *International Journal of Plant & Soil Science* 35 (22): 315-325.
26. Shubham, Sharma U and Chahal A. (2021). Effect of forest fire on ammonification and nitrification: A study under chir pine (*Pinus roxburghii*) forest areas of Himachal Pradesh. *Indian Journal of Ecology* 48(2): 376-380.
27. Smriti, Rai A, Shubham and Kaushal S. (2024). Potential of Plant Based Metallophytes for Phytoremediation in Agriculture. *Journal of Experimental Agriculture International* 46 (6): 154-161.

## **SMART PEST MANAGEMENT: THE ROLE OF PRECISION AGRICULTURE IN MODERN FARMING**

**Mangal Sukhi Meena\*<sup>1</sup> and Laxman Singh Saini<sup>2</sup>**

<sup>1</sup>Department of Entomology, Rajasthan College of Agriculture, MPUAT, Udaipur, Rajasthan

<sup>2</sup>Department of Entomology, Sri Karan Narendra Agriculture University, Jobner, Jaipur

\*Corresponding author E-mail: [msmeena8769@gmail.com](mailto:msmeena8769@gmail.com)

### **Abstract:**

Precision agriculture, or smart farming, utilizes advanced technologies to monitor and respond to crop conditions on a field-by-field basis. This approach optimizes resources like water, fertilizers, and pesticides, enhancing productivity and sustainability while minimizing waste. Traditional pest management struggles with pesticide overuse, biodiversity loss, pest resistance, and economic inefficiencies. To combat these issues, precision agriculture employs site-specific tools such as remote sensing, Geographic Information Systems (GIS), and IoT monitoring, enabling farmers to detect pest infestations early and apply pesticides selectively. Key technologies include satellite imagery, NDVI for plant stress detection, and IoT sensors for monitoring environmental conditions. Data-driven approaches, like big data and AI, help predict pest outbreaks and refine control strategies. The integration of Variable Rate Technology (VRT) and GIS ensures precise pesticide application, reducing chemical use and costs. Automated systems, including drones and robotic sprayers, improve efficiency in pesticide deployment. Combining Integrated Pest Management (IPM) with precision agriculture enhances pest control, crop health, and overall sustainability, supported by Decision Support Systems (DSS) for informed management decisions. Future innovations, including AI systems, CRISPR technology, and nanotechnology, are explored alongside challenges like data integration and regulatory barriers.

**Keywords:** Precision Agriculture, Integrated Pest Management (IPM), Remote Sensing, Sustainability, Variable Rate Technology (VRT), Data-Driven Solutions, IoT Sensors, Big Data Analytics, Automated Systems

### **Introduction:**

#### **Definition:**

Precision agriculture refers to as precision farming or smart farming is a farming management concept that uses technology to observe, measure, and respond to variations

in crop conditions and resource inputs on a field-by-field basis. This approach allows farmers to optimize inputs such as water, fertilizers, and pesticides to enhance productivity, efficiency, and sustainability.

### **1.1 Importance in modern agriculture**

In modern agriculture, precision techniques are becoming crucial for several reasons:

- ✓ **Resource optimization:** By using site-specific data, precision agriculture ensures that resources like water, nutrients, and pesticides are applied only where they are needed, reducing waste and improving efficiency.
- ✓ **Increased crop yield:** Targeted inputs lead to healthier plants and higher productivity, helping farmers meet the growing demand for food.
- ✓ **Sustainability:** Precision agriculture reduces the environmental footprint of farming by minimizing excessive use of chemicals and preserving soil health.
- ✓ **Economic benefits:** The technology allows farmers to increase profits by reducing input costs and improving crop quality, leading to higher market value.

### **1.2. Challenges in traditional pest management**

- **Overuse of pesticides:** One of the major challenges of traditional pest management is the overuse of chemical pesticides. In conventional farming, pest control often involves blanket pesticide applications across entire fields, regardless of pest density or crop condition. This not only leads to excessive chemical use but also creates a host of problems, such as pollution of soil and water, and health risks to humans and animals.
- **Non-target effects on biodiversity:** Traditional pest management can also adversely affect biodiversity. When pesticides are applied indiscriminately, they may harm beneficial organisms, such as pollinators (bees, butterflies) and natural pest predators (ladybugs, parasitic wasps). This disrupts the ecosystem and can reduce the natural biological control mechanisms that keep pest populations in check.
- **Resistance development in pests:** Over time, continuous exposure to pesticides leads to the development of resistance in pest populations. Pests evolve and become less susceptible to commonly used chemicals, forcing farmers to use stronger or more toxic pesticides, which exacerbates the problem. This vicious cycle of increased resistance and pesticide use poses long-term sustainability concerns.



- **Economic losses due to inefficient pest control:** Inefficient pest management not only leads to environmental damage but also results in significant economic losses. Poorly timed or excessive pesticide applications can reduce crop quality and yield, increasing production costs. In some cases, resistant pest populations cause crop damage that cannot be effectively controlled with available chemicals, leading to reduced profitability for farmers.

### **1.3. Role of precision agriculture in enhancing pest management**

- ✓ **Improving efficiency:** Precision agriculture provides a more efficient alternative to traditional pest control by offering tools for site-specific pest management. Using technologies like remote sensing, GIS (Geographic Information Systems), and IoT-based monitoring systems, farmers can detect early signs of pest infestations and apply pesticides only where necessary. For example, drones equipped with cameras and sensors can monitor crop health, identify pest hotspots, and guide targeted spraying operations.

This precision approach not only reduces the amount of pesticide required but also ensures that treatment is timely and effective. By focusing on the areas most affected by pests, farmers can optimize pest control strategies, improve crop health, and reduce labor and input costs.

- ✓ **Reducing environmental impact:** One of the greatest advantages of precision agriculture in pest management is its potential to reduce environmental harm. By minimizing the use of chemical inputs, precision techniques help prevent pesticide runoff into nearby water bodies and reduce soil degradation. Moreover, by targeting specific pests rather than applying pesticides broadly, non-target species like beneficial insects are less likely to be harmed.

In addition, real-time data from smart sensors and weather stations can help predict pest outbreaks based on environmental conditions such as humidity, temperature, and wind patterns. This allows for proactive pest management, where treatments can be applied before infestations become severe, further minimizing the need for broad-spectrum pesticide applications.

## **2. Precision agriculture technologies for pest monitoring**

In the context of pest management, precision agriculture offers innovative tools and technologies to monitor pest populations and crop health in real time. These technologies

enable farmers to detect early signs of pest infestations, track environmental conditions conducive to pests, and deploy pest control measures more efficiently.

## **2.1 Remote sensing**

**A. Satellite and UAV (Unmanned Aerial Vehicle) imagery:** Remote sensing, through satellite and UAV (drone) imagery, provides farmers with a bird's-eye view of their fields. These technologies capture multispectral and hyperspectral images that reveal information about crop health, soil conditions, and potential pest infestations.

- **Satellite imagery:** Satellites orbit the earth and capture images of large areas over time. This helps in tracking changes in crop health and identifying regions that may be stressed due to pest activity. Though less precise than UAVs for small fields, satellite imagery covers vast areas, making it valuable for monitoring large-scale farms or regions.
- **UAV (Drone) imagery:** Drones offer more detailed, high-resolution imagery compared to satellites. They can fly at lower altitudes and monitor specific sections of fields, making them ideal for targeted pest monitoring. Drones equipped with infrared cameras and sensors can detect plant stress that may be caused by pest damage, helping farmers respond quickly to emerging infestations.

**B. NDVI (Normalized Difference Vegetation Index) for pest damage detection:** NDVI is one of the key remote sensing techniques used to detect plant health. It measures the difference between visible and near-infrared light reflected by vegetation. Healthy plants reflect more near-infrared light and less visible light, while stressed plants, often affected by pests, reflect more visible light and less near-infrared light.

- **NDVI applications:** NDVI helps in detecting early signs of plant stress, including damage caused by pests. It allows farmers to identify areas with declining plant health, which may be the result of pest infestation. By identifying these "hotspots," pest control measures can be focused specifically on the affected areas.

## **2.2. IoT (Internet of Things) in pest monitoring**

The Internet of Things (IoT) has revolutionized pest monitoring by enabling real-time data collection from the field. IoT-based devices, such as smart sensors, weather stations, and wireless networks, provide farmers with continuous information about pest populations and environmental conditions that affect pest behavior.

- ✓ **Smart sensors for real-time pest population tracking:** Smart sensors, strategically placed throughout the field, can monitor specific pest populations by

detecting insect activity, such as the movement of certain pests or the vibrations caused by insects like caterpillars. These sensors send real-time data to a central system, alerting farmers when pest populations reach a critical threshold. This data-driven approach enables timely pest control interventions, reducing crop damage.

- ✓ **Weather-based monitoring systems:** Pests are often influenced by environmental factors such as temperature, humidity, and wind. Weather-based monitoring systems track these parameters in real time, helping predict when pest outbreaks are likely to occur. For example, certain pests, like aphids and leafhoppers, are more active in specific weather conditions. By using localized weather data, farmers can anticipate pest activity and prepare appropriate control measures before the infestation becomes severe.
- ✓ **Wireless sensor networks for soil and crop health indicators:** Wireless sensor networks (WSNs) use interconnected sensors to monitor soil moisture, temperature, and other crop health indicators. These networks are valuable in identifying environmental stressors that might make crops more susceptible to pests. For instance, if a sensor detects low soil moisture in a section of the field, it might indicate plant stress, which can attract certain pests like rootworms. Farmers can use this information to take preemptive measures, such as irrigation or localized pesticide application.

### **2.3. Data-driven approaches**

Precision agriculture technologies generate vast amounts of data, which can be analyzed using advanced data analytics techniques like big data processing and AI to enhance pest monitoring.

**a. Use of big data and ai for predicting pest outbreaks:** Big data tools can analyze historical weather patterns, pest migration data, crop health records, and other environmental factors to identify trends that indicate potential pest outbreaks. By processing this data, AI-powered systems can make accurate predictions about when and where pest infestations are likely to occur.

- **Predictive models:** AI-based models, trained on big data, can predict pest outbreaks with increasing accuracy. For instance, a model may analyze weather data and crop growth stages to predict the likely appearance of pests like the fall armyworm or bollworm. This predictive capacity allows farmers to deploy pest control methods at the right time, minimizing damage.

**b. Machine learning and ai algorithms for pest identification:** Machine learning and AI algorithms are being developed to automatically identify pests from images captured by drones, smart cameras, or even smartphone apps. These algorithms can analyze visual patterns, colors, and shapes to differentiate between pest species and assess the severity of the infestation.

- **Image recognition for pest detection:** AI-driven image recognition tools can scan fields for signs of pests or pest-related damage. For example, AI can recognize the characteristic feeding patterns of leaf-chewing insects or spot the presence of aphids on plants. These algorithms improve over time as they are exposed to more data, making them increasingly effective in detecting and classifying pests.
- **Automated Decision Support Systems (DSS):** Once pests are identified, machine learning algorithms can integrate this data with environmental factors (e.g., soil moisture, temperature) to suggest the most appropriate pest control measures. These DSS can recommend whether to apply biological controls, chemical pesticides, or adjust environmental conditions to reduce pest activity.

### **3. Site-specific pest management**

Site-specific pest management is an approach in precision agriculture that focuses on identifying and addressing pest issues at specific locations within a field, rather than treating an entire field uniformly. This technique optimizes pesticide use, reduces costs, and minimizes environmental impact.

#### **3.1. Variable Rate Technology (VRT) for pesticide application**

Variable Rate Technology (VRT) is a key component of site-specific pest management. It allows farmers to adjust the amount of pesticide applied in different parts of a field based on real-time data about pest infestations and crop conditions. Rather than applying a uniform rate of pesticide across an entire field, VRT enables targeted applications, optimizing pesticide use and minimizing waste.

##### **How VRT works in pest control:**

- **Data collection:** VRT systems rely on input from sensors, drones, or satellite imagery to identify areas of pest infestation. This data can include pest population density, crop health, and environmental factors such as soil moisture or temperature.
- **Prescription maps:** Based on the collected data, a prescription map is generated that outlines specific areas where pesticide application is necessary and in what

quantity. The map divides the field into zones, each with a tailored treatment recommendation.

- **VRT equipment:** Modern VRT sprayers are equipped with GPS and computer systems that can read prescription maps. As the sprayer moves through the field, it adjusts the pesticide application rate in real-time based on the map's instructions, ensuring that pesticides are applied precisely where needed.

#### **Benefits of VRT in pest management:**

1. **Reduction of pesticide use:** By applying pesticides only in areas with confirmed pest presence, VRT reduces the overall volume of chemicals used.
2. **Cost efficiency:** Targeted pesticide application reduces input costs by avoiding the overuse of chemicals in pest-free areas.
3. **Environmental protection:** Minimizing pesticide application in non-infested areas reduces the risk of chemical runoff into nearby ecosystems and water bodies.
4. **Enhanced crop health:** Precision applications ensure that crops are not exposed to unnecessary chemicals, promoting healthier plants and better yields.

### **3.2. Geographic Information Systems (GIS)**

Geographic Information Systems (GIS) play a crucial role in managing and visualizing spatial data in agriculture. In pest management, GIS is used to map pest infestations, assess risks, and guide decision-making for site-specific interventions.

#### **How GIS supports pest management:**

- **Mapping pest outbreaks:** GIS tools allow farmers to create detailed maps of pest distribution across a field. Data from sensors, drones, and remote sensing imagery can be layered onto a GIS platform to visually display areas where pest activity is highest. These maps highlight hotspots of infestation, guiding targeted treatments.
- **Risk assessment:** GIS is also used to assess pest risks by integrating multiple data layers such as climate conditions, crop stage, and soil health. For example, GIS can combine data on temperature and humidity levels with historical pest outbreak records to predict where and when pests are likely to appear.
- **Monitoring and tracking:** GIS helps in monitoring the effectiveness of pest control measures. By comparing pre-treatment and post-treatment maps, farmers can track how well interventions have worked and make necessary adjustments in future pest management strategies.

### **Applications of GIS in pest control:**

1. **Precision spraying:** GIS data helps create prescription maps for VRT systems, ensuring accurate pesticide application.
2. **Early warning systems:** GIS can be integrated with predictive models that alert farmers to the potential for pest outbreaks based on spatial analysis of environmental conditions.
3. **Historical data integration:** By storing historical pest and crop data, GIS enables long-term analysis and trend detection, helping farmers refine pest management strategies over time.

### **3.3. Automated pest control systems**

Automated pest control systems, including drones and robotic sprayers, represent a significant advancement in precision agriculture. These systems enhance the efficiency of pesticide application and reduce the need for manual labor in pest management.

**A. Drones for targeted spraying:** Drones, or unmanned aerial vehicles (UAVs), are increasingly used in precision agriculture for pesticide spraying. Equipped with cameras, sensors, and sprayers, drones can fly over fields to detect pest hotspots and apply pesticides with high precision.

- **High-resolution monitoring:** Drones can capture high-resolution images of crops to detect early signs of pest infestations. Their ability to fly close to the crop canopy allows for detailed assessment of plant health, making them more accurate than satellite imagery for small-scale monitoring.
- **Targeted spraying:** Once pest-infested areas are identified, drones can be programmed to fly over these areas and spray pesticides with pinpoint accuracy. Drones can access areas that may be difficult or dangerous for ground equipment to reach, such as steep or uneven terrain.
- **Benefits of drone spraying:** Drones offer several advantages, including reduced pesticide use, minimal soil compaction (as they do not require ground access), and the ability to spray in a fraction of the time compared to traditional methods.

**B. Robotic sprayers:** Robotic sprayers are another form of automated pest control. These ground-based robots are equipped with sensors and GPS systems that allow them to navigate fields autonomously, applying pesticides in targeted areas.

- **Autonomous navigation:** Robotic sprayers can navigate complex field layouts and avoid obstacles such as irrigation systems or plants. They use data from sensors and

GIS maps to determine where and when to spray, ensuring precision in pesticide application.

- **Precision nozzles:** These robots are often equipped with advanced nozzles that can adjust spray rates based on the pest infestation level. This minimizes chemical use while maximizing the effectiveness of the application.

#### **Advantages of automated pest control systems:**

1. **Labor savings:** Automation reduces the need for manual labor, lowering labor costs and increasing operational efficiency.
2. **Consistency and accuracy:** Robots and drones can operate with a high degree of accuracy, ensuring consistent pesticide application without the variability associated with human operators.
3. **Reduced environmental impact:** By applying pesticides only where necessary, automated systems help reduce the environmental footprint of pest management.

#### **4. Integration of IPM (Integrated Pest Management) with precision agriculture**

The integration of Integrated Pest Management (IPM) with precision agriculture represents a forward-thinking approach to sustainable farming. IPM emphasizes using a combination of biological, cultural, mechanical, and chemical control strategies to manage pests in an environmentally and economically sustainable manner. When combined with the technology and data-driven tools of precision agriculture, IPM becomes more efficient, targeted, and responsive, reducing reliance on chemical inputs and enhancing the effectiveness of pest control methods.

##### **4.1. Synergy Between IPM and precision agriculture**

**Integration of IPM strategies with precision tools:** IPM advocates for the use of multiple pest management strategies rather than a single method, making it inherently flexible and adaptable. Precision agriculture enhances IPM by providing detailed, site-specific information about pest populations, environmental conditions, and crop health, allowing for better decision-making regarding which IPM strategy to implement and where. Below are some examples of how IPM strategies can be integrated with precision agriculture technologies:

1. **Biological control with precision agriculture:**
  - **Precision release of natural enemies:** In IPM, biological control involves using natural enemies (e.g., predators, parasitoids, or pathogens) to control pest populations. Precision agriculture tools like drones and GIS data can

help farmers pinpoint pest hotspots, allowing them to release natural enemies precisely in areas where they are most needed. This reduces costs and enhances the effectiveness of biological control agents.

- **Monitoring of natural enemy populations:** Remote sensing and IoT-based monitoring systems can track the presence and activity of natural enemies in the field. By using these tools, farmers can ensure that biological controls are working effectively and can avoid unnecessary pesticide use, which might harm beneficial organisms.

## 2. Cultural and mechanical controls:

- **Site-specific tillage and trapping:** Precision agriculture can support cultural practices, such as crop rotation or soil tillage, to disrupt pest life cycles. By using tools like GIS and VRT, farmers can apply these techniques in areas most vulnerable to pest outbreaks. Similarly, mechanical control methods like traps can be deployed in specific pest-infested zones, monitored via IoT sensors, and adjusted as needed.

## 3. Chemical controls:

- **Targeted pesticide application:** One of the core principles of IPM is to minimize chemical inputs. When pesticides are necessary, precision agriculture ensures that they are applied in a targeted manner using technologies like VRT and automated pest control systems (drones and robotics). This reduces overapplication, decreases environmental impact, and prevents the development of pest resistance.

### **Benefits of integrating IPM with precision agriculture:**

- **Improved pest control:** By combining biological, cultural, and chemical controls with site-specific data, pest management becomes more efficient and tailored to the unique conditions of each field.
- **Environmental sustainability:** Precision tools minimize pesticide use, protecting non-target organisms and reducing the ecological impact of farming practices.
- **Economic efficiency:** Farmers can save on input costs by using only the necessary amount of pesticides, releasing biological control agents only where needed, and optimizing labor resources.



- **Enhanced responsiveness:** Real-time data from precision agriculture allows for immediate responses to pest problems, aligning with the proactive philosophy of IPM.

#### **4.2. Real-Time Decision Support Systems (DSS)**

**How DSS Combine real-time field data with IPM strategies:** Decision Support Systems (DSS) are computer-based tools that analyze real-time data from the field to guide farmers in making informed pest management decisions. In the context of IPM, DSS can integrate environmental data, pest population models, and control strategy recommendations to ensure optimal pest control while maintaining the sustainability of the system.

##### **A. Real-time data collection:**

- **Sensors and IoT devices:** DSS rely on real-time data from various sources, such as weather stations, soil moisture sensors, pest traps, and remote sensing imagery. These tools continuously monitor environmental conditions and pest activity in the field.
- **Data integration:** DSS integrate this real-time data with historical pest records, crop growth stages, and predictive models to create a comprehensive understanding of the current and potential pest threats.

##### **B. Application of IPM principles in DSS:**

- **Threshold-based decisions:** IPM emphasizes pest population thresholds—the point at which pest damage becomes economically significant. DSS use real-time data to calculate whether pest populations have reached these thresholds and recommend appropriate control measures. For instance, the system can suggest when to release natural enemies, deploy traps, or apply targeted pesticides based on pest density.
- **Weather and environmental factors:** DSS take into account the environmental conditions that influence pest behavior and the effectiveness of IPM strategies. For example, weather-based monitoring systems integrated into DSS can predict the likelihood of pest outbreaks based on temperature and humidity, enabling farmers to take preemptive action before pests reach damaging levels.
- **Adaptive IPM strategies:** DSS can help farmers adapt IPM strategies in response to changing field conditions. If weather data indicates favorable conditions for biological control agents, the system may recommend relying more on these agents and reducing pesticide use. Conversely, if pest populations exceed a certain

threshold, DSS can recommend the safest and most effective chemical intervention, all while considering the sustainability of the farming system.

### **C. Recommendations for precision agriculture tools:**

- **Automated pest control systems:** DSS can guide the deployment of drones, robotic sprayers, and other precision agriculture tools. For instance, based on real-time pest monitoring data, the system can generate prescription maps for variable-rate pesticide application or control the flight path of a drone for targeted spraying.
- **Real-time alerts:** Many DSS systems include real-time alert features that notify farmers when pest populations reach critical levels, when weather conditions are ideal for pest control measures, or when interventions are required.

### **Benefits of DSS in IPM and precision agriculture integration:**

- **Timely interventions:** DSS systems enable farmers to make decisions based on current field conditions, ensuring that pest control measures are applied at the right time and in the right place.
- **Precision and accuracy:** By combining real-time data with IPM principles, DSS help optimize pesticide use, maximize the effectiveness of biological controls, and ensure environmentally responsible pest management.
- **Risk reduction:** DSS reduce the risk of crop loss due to pests by offering early warnings and tailored recommendations for action.
- **Increased efficiency:** Automating decision-making through DSS saves time and labor, while also improving pest control outcomes.

### **4.3 Case studies where IPM is enhanced by precision tools:**

Several successful case studies demonstrate how IPM practices are enhanced by precision agriculture technologies:

- **European grapevine moth control in vineyards:** In certain regions of Europe, precision agriculture tools have been integrated with IPM strategies to control the European Grapevine Moth. Using GPS-guided variable rate technology, biological control agents like parasitoids are released in areas where pest pressure is high. This targeted approach significantly reduces the need for chemical pesticides, saving costs and preserving the environment.
- **Cotton farming in India:** In India, precision agriculture has been employed to monitor and manage cotton pests like the bollworm. Sensors and remote sensing technologies are used to assess pest populations and crop stress. By applying IPM

principles and only treating affected areas, farmers have reduced pesticide usage and enhanced the effectiveness of biological control methods, improving cotton yield and quality.

- **Maize pest management in the USA:** In the United States, precision agriculture has been integrated into IPM strategies to manage pests in maize fields. Remote sensing tools and data analytics are used to monitor crop conditions and identify pest hotspots. This data is then used to guide targeted pest control measures, reducing pesticide usage and improving overall pest management efficiency.
- **Rice:** In Asia, where rice is a staple crop, precision agriculture techniques are increasingly being adopted to manage pests such as rice blast disease and stem borers. By utilizing remote sensing technologies along with sensor networks, farmers can monitor their fields for early signs of pest infestations and disease outbreaks. Real-time alerts are sent directly to their smartphones or computers, enabling them to take timely and targeted actions. These may include adjusting irrigation schedules, applying fungicides, or releasing natural predators to control pests and diseases more effectively. This precision pest management approach has allowed rice farmers to achieve higher yields, reduce crop losses, and enhance overall farm profitability.

## **5. Economic and environmental benefits of precision pest management**

Precision pest management offers a wide range of benefits, particularly in terms of economic impact and environmental sustainability. By using data-driven tools to target pest control efforts more effectively, farmers can achieve greater efficiency in pesticide use, improve crop yields, and reduce the negative environmental consequences of conventional pest management practices.

### **5.1 Economic impact**

**Cost savings through reduced pesticide usage:** One of the most immediate economic benefits of precision pest management is the reduction in pesticide usage. Precision tools like Variable Rate Technology (VRT), drones, and smart sensors allow farmers to apply pesticides only where needed, based on real-time data from the field. This targeted approach prevents the overuse of pesticides, which can lead to significant cost savings over time.

- **Precision application:** Technologies such as drones and VRT ensure that pesticides are applied precisely in pest-infested areas, eliminating the need for blanket

spraying. This not only reduces pesticide consumption but also cuts down on labor and fuel costs associated with pesticide application.

- **Reduced input costs:** Precision pest management minimizes the amount of pesticides required, thereby lowering input costs for farmers. With fewer chemicals used, the cost of purchasing and storing pesticides is reduced as well.

**Increased yield and quality of crops:** Precision pest management leads to healthier crops, as pests are controlled more effectively and sustainably. By addressing pest infestations in a timely and precise manner, crops suffer less damage, resulting in higher yields and better-quality produce.

- **Timely interventions:** Precision agriculture technologies enable farmers to detect and treat pest infestations at an early stage, preventing significant crop damage. By preserving crop health, farmers can achieve higher yields.
- **Improved crop quality:** The precision application of pesticides ensures that crops are not exposed to unnecessary chemicals, which can improve the quality and marketability of produce. Consumers increasingly prefer crops that have been grown with minimal pesticide use, creating opportunities for farmers to access premium markets.

**Enhanced profitability:** The combination of reduced input costs and increased yields ultimately enhances the profitability of farming operations. Farmers can achieve better financial outcomes by investing in precision pest management technologies, which often have a relatively quick return on investment due to cost savings and improved crop performance.

## **5.2 Environmental sustainability**

**Minimizing pesticide run-off and groundwater contamination:** Precision pest management plays a key role in reducing the environmental impact of pesticide use. Traditional pesticide application methods often result in excessive spraying, leading to chemical run-off that contaminates soil, water bodies, and groundwater. By using precision tools to apply pesticides only in targeted areas, the risk of run-off and contamination is significantly reduced.

- **Precision spraying:** Technologies like drones and automated sprayers allow for precise application, which minimizes the chances of pesticides being applied to non-target areas, such as waterways or buffer zones around fields.

- **Reduced chemical pollution:** With less pesticide being used overall, the likelihood of chemical residues leaching into the soil or contaminating groundwater sources is greatly diminished. This helps protect ecosystems and maintains the quality of drinking water in agricultural regions.

**Preserving beneficial insects and biodiversity:** Another key environmental benefit of precision pest management is the preservation of beneficial insects, such as pollinators and natural enemies of pests. Overuse of pesticides in traditional farming can harm non-target species, leading to a decline in biodiversity and disrupting ecological balance. Precision pest management helps avoid these issues by minimizing pesticide exposure to beneficial organisms.

- **Selective application:** By targeting pest hotspots rather than applying pesticides uniformly, farmers can reduce the risk of harming beneficial insects like bees, ladybugs, and predatory wasps. This approach supports the natural ecosystem services these organisms provide, such as pollination and biological pest control.
- **Support for biological control:** Precision agriculture can enhance biological control strategies by ensuring that pesticides are used judiciously, allowing natural enemies of pests to thrive. This reduces the need for chemical interventions and promotes sustainable farming practices.

**Reduced carbon footprint:** The use of precision tools also contributes to a reduction in the carbon footprint of agricultural operations. By optimizing pesticide use and reducing the number of passes required to spray fields, farmers use less fuel for machinery, thereby lowering greenhouse gas emissions associated with pest management.

## **Case studies**

### **Case Study 1: Precision pest management in the United States (Corn and Soybean crops)**

In the U.S. Midwest, precision pest management techniques have been implemented in corn and soybean fields to combat pests like the European corn borer and soybean aphids. Farmers used drones and remote sensing to monitor pest populations, allowing for targeted pesticide applications only in areas with active infestations.

- **Economic outcome:** Farmers reduced pesticide costs by up to 30% while increasing crop yields by 10-15% through early pest detection and timely interventions.

- **Environmental impact:** By using precision technologies, farmers minimized pesticide run-off into nearby water bodies, significantly improving water quality in the region.

### **Case study 2: Precision agriculture in India (Cotton farming)**

In India, precision pest management has been adopted in cotton farming, where pests like the pink bollworm are a major threat. Farmers used a combination of GIS mapping and IoT sensors to monitor pest populations and deploy biological control agents alongside targeted pesticide use.

- **Economic outcome:** The implementation of precision pest management led to a 20% reduction in pesticide usage, reducing input costs and improving the profitability of cotton farms.
- **Environmental impact:** The reduced reliance on chemical pesticides helped preserve beneficial insects such as parasitic wasps, which play a key role in controlling pink bollworm populations naturally.

### **Case study 3: Vineyards in France**

In France, precision pest management has been used in vineyards to manage pests like grapevine moths. Farmers employed drones and NDVI (Normalized Difference Vegetation Index) technology to monitor plant health and detect early signs of pest damage.

- **Economic outcome:** The use of precision pest management technologies reduced pesticide application by 25%, leading to cost savings while maintaining high grape quality for winemaking.
- **Environmental impact:** The reduction in chemical use helped protect the surrounding ecosystem, particularly beneficial insects like bees, and supported the biodiversity of the vineyard landscape.

## **6. Challenges and future directions in precision pest management**

Despite the numerous benefits, precision pest management faces several technical, regulatory, and social challenges that can hinder its widespread adoption. Understanding these challenges and addressing them through future innovations will be key to advancing the effectiveness of precision agriculture in pest management.

### **6.1 Technical challenges**

**Data integration and interpretation challenges:** One of the primary technical challenges in precision pest management is the integration and interpretation of large amounts of data from various sources. Precision agriculture relies on real-time data from

multiple technologies, including sensors, drones, and satellite imagery. However, managing and making sense of this vast array of information can be difficult.

- **Complexity of data:** Data on pest populations, weather patterns, soil conditions, and crop health often come from different platforms and sensors, which may not always be compatible. Integrating these data streams into a cohesive decision-making framework is a technical hurdle.
- **Data interpretation:** Even with advanced tools, interpreting the data correctly to make informed pest management decisions requires sophisticated algorithms and knowledge. Misinterpretation can lead to inappropriate pest control measures, reducing the effectiveness of the approach.
- **Data gaps:** In many cases, there are data gaps, especially in remote or resource-poor regions where technological infrastructure may be lacking. Inconsistent or incomplete data can limit the accuracy of pest predictions and hinder precision interventions.

**High initial costs and technology adoption barriers:** The high initial cost of acquiring precision agriculture tools and the associated infrastructure presents a significant barrier to adoption, particularly for small-scale farmers.

- **Cost of technology:** Technologies like drones, GPS-guided equipment, and advanced sensors can be expensive, making it difficult for smaller farms or those in developing regions to afford the upfront investment.
- **Maintenance and upgrades:** Beyond initial purchase, ongoing maintenance costs and the need to regularly update software and hardware to keep up with technological advancements add to the financial burden.
- **Lack of infrastructure:** In rural or underdeveloped areas, the infrastructure required to support precision agriculture, such as reliable internet access or power supply for sensors and equipment, may be lacking. This limits the ability of farmers in these regions to adopt precision pest management.

## 6.2 Regulatory and social barriers

**Compliance with pesticide regulations:** Farmers must navigate a complex web of regulations governing pesticide use, and integrating precision pest management into these regulatory frameworks can be challenging.

- **Regional variations:** Pesticide regulations vary across countries and regions, with differing guidelines on pesticide use, residue levels, and environmental impacts.

Ensuring compliance while using precision technologies requires tailored solutions that align with local regulations.

- **Regulatory delays:** New precision agriculture tools and techniques often face delays in regulatory approval, which can slow their adoption. For example, automated systems for pesticide application may need to undergo rigorous testing and approval before being used at scale.
- **Traceability:** Precision pest management emphasizes site-specific interventions, which can complicate the traceability of pesticide usage, a critical component in regulatory compliance for food safety and environmental protection.

**Farmer awareness and training:** The successful implementation of precision pest management relies heavily on farmer awareness and education. However, many farmers, especially in developing regions, may lack the knowledge or training needed to adopt and utilize these technologies effectively.

- **Knowledge gaps:** Farmers may not fully understand how precision pest management works or how to interpret the data generated by these systems. This can lead to underutilization or improper application of the technology.
- **Training programs:** The lack of accessible training programs and technical support for farmers hinders the widespread adoption of precision pest management. Ensuring that farmers are well-equipped to use these technologies is crucial for their long-term success.
- **Resistance to change:** In some cases, farmers may be resistant to adopting new technologies due to a preference for traditional farming practices or a lack of trust in unfamiliar tools.

### **6.3 Future innovations**

**AI-driven pest management systems:** Artificial intelligence (AI) has the potential to revolutionize precision pest management by automating decision-making processes and improving the accuracy of pest monitoring and control.

- **Predictive models:** AI can analyze historical and real-time data to develop predictive models that anticipate pest outbreaks based on weather patterns, crop conditions, and pest behavior. This allows for proactive pest management, reducing crop damage.
- **Automated pest identification:** Machine learning algorithms can identify pests with high accuracy from images captured by drones or sensors, enabling automated



and real-time pest detection. This reduces the need for manual pest scouting and speeds up the response to infestations.

- **Autonomous pest control:** AI-driven drones and robotic systems can be programmed to autonomously target pest-infested areas and apply control measures without human intervention. These systems can adjust application rates based on pest severity, optimizing resource use and reducing environmental impact.

**CRISPR technology in pest control:** CRISPR, a revolutionary gene-editing technology, offers promising possibilities for pest management by modifying the genetics of pest populations to control or eliminate them.

- **Gene drives:** CRISPR can be used to introduce gene drives in pest populations, ensuring that certain genetic traits (e.g., infertility or disease resistance) are passed on to future generations. This can help control pest populations by reducing their ability to reproduce or spread diseases.
- **Pest resistance:** CRISPR could also be used to create crops with enhanced resistance to pests, reducing the need for pesticide applications. This would complement precision pest management by lowering pest pressure in the first place.
- **Ethical and regulatory challenges:** While CRISPR holds great promise, its use in pest control raises ethical and regulatory questions, such as the potential impact on ecosystems and the risk of unintended consequences. Strict regulations will likely govern its use in agricultural settings.

**Nanotechnology in precision pesticide application:** Nanotechnology offers novel solutions for precision pesticide application, enabling more efficient and environmentally friendly pest control methods.

- **Nanopesticides:** Nano-encapsulated pesticides allow for controlled and targeted release, ensuring that the active ingredients are delivered precisely where they are needed, at the right time. This reduces the amount of pesticide required and limits off-target effects.
- **Improved absorption and efficiency:** Nanopesticides can penetrate pest tissues more effectively, improving their efficacy while using lower concentrations of chemicals. This results in cost savings and reduced environmental contamination.
- **Environmental sustainability:** Nanotechnology can also be used to create biodegradable nanoparticles that minimize the environmental impact of pesticides

by degrading quickly after application, reducing long-term soil and water contamination.

### **Conclusion:**

Precision agriculture has emerged as a transformative force in pest management, providing farmers with advanced tools and technologies to monitor, manage, and control pest populations more effectively and sustainably. Through the use of remote sensing, IoT-based monitoring, Variable Rate Technology (VRT), and data-driven approaches, precision pest management allows for the targeted application of pesticides, reducing overuse, minimizing environmental impact, and improving crop health and yields. This shift from blanket pesticide application to site-specific, real-time interventions has significantly reduced the economic costs and ecological damage traditionally associated with pest control. By integrating technologies such as Geographic Information Systems (GIS), automated pest control systems, and AI-driven decision support, farmers can make informed, data-backed decisions that optimize pest control efforts while conserving beneficial organisms and promoting biodiversity. Furthermore, the integration of Integrated Pest Management (IPM) with precision agriculture reinforces the use of biological control methods, further reducing chemical reliance and supporting long-term sustainability in farming.

### **References:**

1. Ahmad L, Mahdi SS, Ahmad L, Mahdi SS. (2018). Precision pest management. *Satellite Farming: An Information and Technology Based Agriculture*, 119-127.
2. Bhakta I, Phadikar S, Majumder K. (2019). State-of-the-art technologies in precision agriculture: A systematic review. *Journal of the Science of Food and Agriculture*, 99(11):4878-4888.
3. Bongiovanni R, Lowenberg-DeBoer J. (2004). Precision agriculture and sustainability. *Precision Agriculture*, 5:359-387.
4. Ceccato P, Fernandes K, Ruiz D, Allis E. (2014). Climate and environmental monitoring for decision making. *Earth Perspectives*, 1:1-22.
5. Dent D, Binks RH. (2020). *Insect pest management*. Cabi.
6. Domingues T, Brandão T, Ferreira JC. (2022). Machine learning for detection and prediction of crop diseases and pests: A comprehensive survey. *Agriculture*, 12(9):1350.

7. Gao D, Sun Q, Hu B, Zhang S. (2020). A framework for agricultural pest and disease monitoring based on internet-of-things and unmanned aerial vehicles. *Sensors*, 20(5):1487.
8. H, Godavari, Vidya Madhuri E, Tulasi B, Preeti Sharma, Ranjitha S M, Samreen, Rupali J S, Marella Sai Manoj, Sake Manideep, Keerthika N, and Amit Umesh Paschapur. (2024). "Precision Farming Solutions: Integrating Technology for Sustainable Pest Management". *Journal of Advances in Biology & Biotechnology*, 27 (8):33-54. [https://doi.org/10.9734/jabb/\(2024\)/v27i81119](https://doi.org/10.9734/jabb/(2024)/v27i81119).
9. Javaid M, Haleem A, Khan IH, Suman R. (2023). Understanding the potential applications of artificial intelligence in agriculture sector. *Advanced Agrochem*, 2(1):15- 30.
10. Jose A, Nandagopalan S, Akana CMVS. (2021). Artificial Intelligence techniques for agriculture revolution: A survey. *Annals of the Romanian Society for Cell Biology*, 2580-2597.
11. Khanna A, Kaur S. (2019). Evolution of Internet of Things (IoT) and its significant impact in the field of Precision Agriculture. *Computers and Electronics in Agriculture*, 157:218-231.
12. Liang C, Shah T. (2023). IoT in agriculture: The future of precision monitoring and data driven farming. *Eigenpub Review of Science and Technology*, 7(1):85- 104.
13. Maslekar NV, Kulkarni KP, Chakravarthy AK. (2020). Application of unmanned aerial vehicles (UAVs) for pest surveillance, monitoring and management. *Innovative Pest Management Approaches for the 21<sup>st</sup> Century: Harnessing Automated Unmanned Technologies*, 27-45.
14. Miranda JL, Gerardo BD, Tanguilig III BT. (2014). Pest detection and extraction using image processing techniques. *International Journal of Computer and Communication Engineering*, 3(3):189-192.
15. Monteiro A, Santos S, Gonçalves P. (2021). Precision agriculture for crop and livestock farming—Brief review. *Animals*, 11(8):2345.
16. Mulla DJ. (2013). Twenty five years of remote sensing in precision agriculture: Key advances and remaining knowledge gaps. *Biosystems Engineering*. 114 (4):358-371.
17. Roberts DP, Short Jr NM, Sill J, Lakshman DK, Hu X, Buser M. (2021). Precision agriculture and geospatial techniques for sustainable disease control. *Indian Phytopathology*, 74(2):287-305.

18. Sabtu NM, Idris NH, Ishak MHI. (2018). The role of geospatial in plant pests and diseases: An overview. In IOP Conference Series: Earth and Environmental Science. IOP Publishing, 169(1):012013.
19. Shaikh TA, Rasool T, Lone FR. (2022). Towards leveraging the role of machine learning and artificial intelligence in precision agriculture and smart farming. *Computers and Electronics in Agriculture*, 198: 107119.
20. Singh M, Vermaa A, Kumar V. (2023). Geospatial technologies for the management of pest and disease in crops. In Precision Agriculture. Academic Press, 37-54.
21. Sishodia RP, Ray RL, Singh SK. (2020). Applications of remote sensing in precision agriculture: A review. *Remote Sensing*, 12(19):3136.
22. Ullo SL, Sinha GR. (2021). Advances in IoT and smart sensors for remote sensing and agriculture applications. *Remote Sensing*, 13(13):2585.
23. Velusamy P, Rajendran S, Mahendran RK, Naseer S, Shafiq M, Choi JG. (2021). Unmanned Aerial Vehicles (UAV) in precision agriculture: Applications and challenges. *Energies*, 15(1):217.
24. Yang C. (2018). High resolution satellite imaging sensors for precision agriculture. *Frontiers of Agricultural Science and Engineering*, 5(4):393-405.

## **FRUIT GRADE CLASSIFICATION AND DISEASE DETECTION**

**S. Mary Praveena\*, R. Kanmani and R. Ramakrishnan**

Department of ECE,

Sri Ramakrishna Institute of Technology, Coimbatore, Tamil Nadu, India.

\*Corresponding author E-mail: [marypraveena.ece@srit.org](mailto:marypraveena.ece@srit.org)

### **Abstract:**

Ensuring optimal food quality and agricultural productivity hinges on effective fruit quality assessment and disease detection. This project introduces a holistic strategy employing deep learning techniques to address these vital aspects. The methodology is divided into two key phases. In the initial phase, we undertake image acquisition, preprocessing, and utilize an Expectation-Maximization (EM) method for precise Region of Interest (ROI) detection. Following this, fruit classification is executed using the AlexNet architecture, with rigorous training and testing procedures. The subsequent phase follows a similar initial process, with a heightened focus on feature extraction facilitated by DenseNet201. Employing transfer learning through K-Nearest Neighbors (KNN), the pre-trained model is optimized for specific fruit classification and disease detection tasks. The system's accuracy and effectiveness are thoroughly assessed through performance analysis. This chapter aspires to establish a robust framework for automated fruit grading and disease detection. By harnessing the capabilities of deep learning models, the goal is to accurately classify fruits and identify potential diseases, thereby contributing significantly to agricultural practices and food quality management. The anticipated outcomes of this project aim to lay the groundwork for future advancements in the agricultural sector, providing a technological solution that enhances efficiency in fruit quality assessment and disease detection, ultimately benefiting food quality and crop yield.

### **Introduction:**

In the realm of agriculture, the quality and health of fruits are fundamental pillars contributing to both economic sustainability and food security. Over the years, advancements in technology, particularly in the field of deep learning and computer vision, have revolutionized the identification and classification of fruit diseases. This evolution has significantly augmented traditional agricultural practices, offering more precise and efficient methodologies for disease detection and fruit grade classification.

Traditional methods of fruit disease identification predominantly relied on manual inspection by agricultural experts. This approach, though effective, was time-consuming, subjective, and often prone to human error. However, recent strides in technology have ushered in a new era where artificial intelligence, specifically deep learning techniques, has shown remarkable potential in automating the process of fruit disease identification and classification.

The advent of deep learning models such as AlexNet, DenseNet201, and others has enabled the development of robust systems capable of recognizing patterns and features within images. These models have exhibited a high level of accuracy in discerning between healthy and diseased fruits, thus expediting the identification process and significantly reducing the margin of error. Automated fruit disease identification systems not only streamline the identification process but also hold immense promise in enhancing crop management practices. By swiftly detecting diseases in their early stages, farmers and agricultural experts can take proactive measures to mitigate the spread of diseases, thus minimizing crop losses and optimizing yields. Additionally, these systems offer valuable insights into the health and quality of fruits, enabling precise classification and sorting, which is crucial in the context of commercial fruit production and distribution.

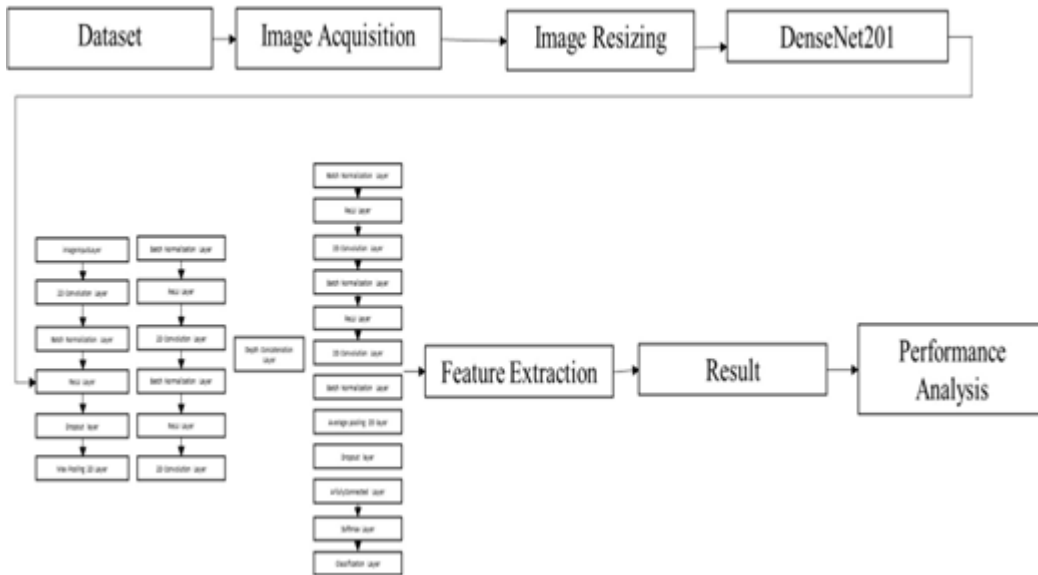
### **Overview**

This chapter presents a comprehensive approach leveraging cutting-edge deep learning methodologies in the domain of agricultural technology. Comprising two distinct phases, the project is designed to revolutionize the process of fruit quality assessment and disease detection. In the initial phase, the project focuses on image acquisition, preprocessing, and the identification of regions of interest (ROI) through an Expectation-Maximization (EM) method. Utilizing the powerful AlexNet architecture, this phase involves training the model to classify fruits and conduct rigorous testing to ensure accuracy.

### **Methodology**

The block diagram for the "fruit grade classification and disease detection using deep learning techniques" project follows a systematic flow of processes. It begins with Image Acquisition, where a diverse dataset of fruit images is collected. This data undergoes Image Resizing to standardize dimensions, facilitating consistent processing. DenseNet201, a deep learning architecture, is employed for fruit grade classification and disease detection. The model undergoes intensive training with 25 layers, utilizing transfer

learning to capitalize on pre-trained weights. Feature Extraction is incorporated to enhance model interpretability by extracting distinctive features. Finally, Performance Analysis assesses the effectiveness of the system using metrics such as accuracy, precision, recall, F1 score, and confusion matrices, providing a comprehensive evaluation of the model's capabilities.



**Results and Discussion:**

**Table 1: Image Results**

Sectional Result	Normal Apple	Blotch Apple	Rot Apple	Scab Apple
InputImage				
ResizedImage				
Result				

The "Fruit grade classification and disease detection using deep learning techniques" project exhibits promising outcomes in the domain of fruit image analysis and disease identification. The implementation involves a series of key steps, including image acquisition, preprocessing, segmentation using the Expectation-Maximization (EM) method, and classification using deep learning models.

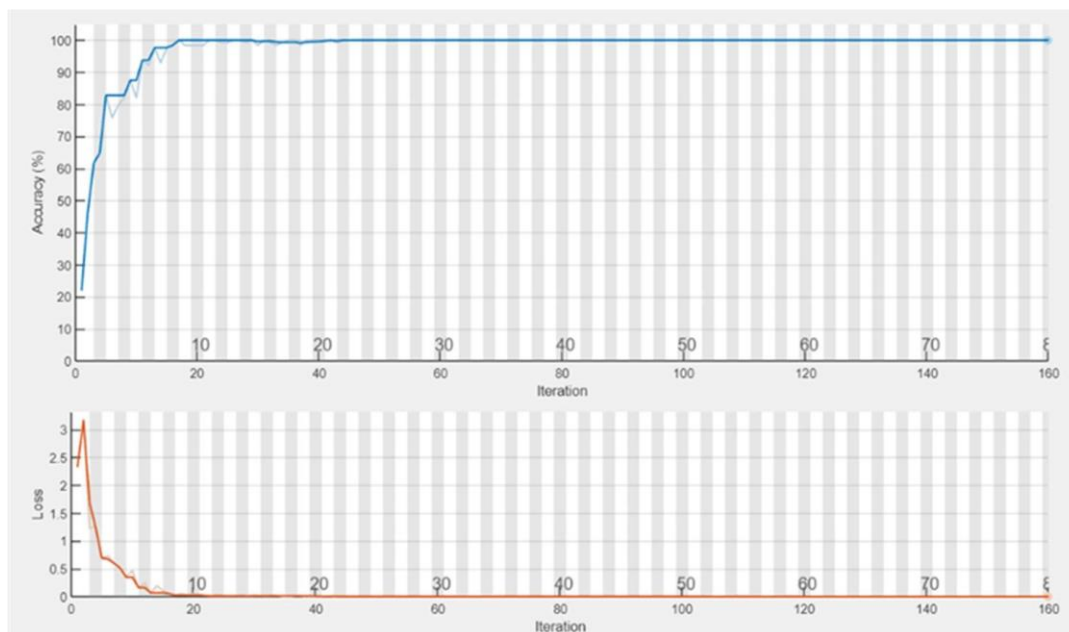


Figure 1: Training Results [Accuracy% & Loss]



Figure 2: Trained Model Performance

**Conclusion:**

The successful development and implementation of this methodology have significant implications for agricultural practices. The accurate classification of fruit grades and the detection of diseases using deep learning techniques offer substantial advantages



in crop management and disease mitigation strategies. The robustness and reliability of the system pave the way for practical applications in real-world scenarios. In conclusion, the comparative analysis between AlexNet and DenseNet201 illuminates the remarkable efficacy of DenseNet201 in the context of fruit grade classification and disease detection. Across multiple performance metrics, DenseNet201 consistently outshines AlexNet, signifying its superior capabilities in making accurate and reliable predictions. Notably, DenseNet201 achieves a higher accuracy rate of 95.66%, indicating its proficiency in correctly classifying fruits with varying grades and diseases.

### **References:**

1. Barbedo, J. G. A. (2013). Digital image processing techniques for detecting, quantifying, and classifying plant diseases. *SpringerPlus*, 2(1), 1-12. <https://doi.org/10.1186/2193-1801-2-660>
2. Dubey, S. R., & Jalal, A. S. (2015). Apple disease classification using color, texture, and shape features from images. *Signal, Image and Video Processing*, 10(5), 819-826. <https://doi.org/10.1007/s11760-015-0817-1>
3. Mureşan, H., & Oltean, M. (2018). Fruit recognition from images using deep learning. *Acta Universitatis Sapientiae, Informatica*, 10(1), 26-42. <https://doi.org/10.2478/ausi-2018-0002>
4. Patel, V. C., Kar, A., & Jha, S. N. (2012). Machine vision system: A tool for quality inspection of food and agricultural products. *Journal of Food Science and Technology*, 49(2), 123-141. <https://doi.org/10.1007/s13197-011-0272-4>
5. Sladojevic, S., Arsenovic, M., Anderla, A., Culibrk, D., & Stefanovic, D. (2016). Deep neural networks based recognition of plant diseases by leaf image classification. *Computational Intelligence and Neuroscience*, 2016, 1-11. <https://doi.org/10.1155/2016/3289801>

# **THE ROLE OF TECHNOLOGY IN MODERN AGRICULTURE: INNOVATIONS AND IMPACTS**

**S. Vimal Dolli\* and A. Sameema\*\***

Department of Economics,  
Holy Cross College (Autonomous), Nagercoil

\*Corresponding author E-mail: [vimaldolli@holycrossncl.edu.in](mailto:vimaldolli@holycrossncl.edu.in)

## **Abstract:**

The agricultural sector is experiencing a transformative phase fueled by technological advancements. Innovations such as artificial intelligence (AI), precision agriculture, and Internet of Things (IoT) technologies are reshaping farming practices, enhancing productivity, and promoting sustainability. This article discusses the current trends in agricultural technology, examines their implications for farmers, and addresses challenges in adopting these technologies.

## **Introduction:**

Agriculture has always been a vital component of human civilization, providing food and resources essential for survival. However, with the global population expected to reach 9.7 billion by 2050, the pressure on agricultural systems to produce sufficient food sustainably has never been greater (United Nations, 2019). In response, the integration of technology into agriculture has emerged as a promising solution to meet these challenges.

## **Objectives**

- Explore the role of technology in enhancing agricultural productivity.
- Analyze the current trends in agricultural innovations.
- Discuss the challenges and considerations for technology adoption in agriculture.

## **Methodology**

This study is based on secondary data. Secondary data were collected from books, journals, reports and internet sources.

## **Technological Innovations in Agriculture**

**Precision Agriculture:** Precision agriculture utilizes data analytics and IoT devices to optimize field-level management regarding crop farming. This technology allows farmers to monitor crop health, soil conditions, and weather patterns in real-time, enabling them to

make informed decisions. By applying water, fertilizers, and pesticides more efficiently, farmers can reduce costs and minimize environmental impacts (Zhang et al., 2019).

**Artificial Intelligence:** AI plays a significant role in modern agriculture by enabling predictive analytics for crop yields, pest control, and soil management. Machine learning algorithms can analyze vast amounts of data to identify patterns that help farmers improve crop management and increase yields. For example, AI can predict the best planting times and assess the risk of diseases and pests, facilitating proactive management strategies (Kamilaris & Prenafeta-Boldú, 2018).

**Drones and Remote Sensing:** Drones equipped with multispectral cameras can assess crop health from the sky, providing farmers with valuable insights into plant conditions across large fields. Remote sensing technologies allow for the monitoring of soil moisture levels, crop growth, and even nutrient deficiencies, enabling farmers to make data-driven decisions that enhance productivity (Lal, 2015).

**Sustainable Agriculture Technologies:** Emerging technologies, such as vertical farming and aquaponics, are gaining attention for their potential to increase food production in urban areas. These systems use less land and water compared to traditional farming methods and can operate year-round, providing fresh produce to urban populations (Al-Chalabi, 2015).

### **Analysis of Impacts**

**Economic Benefits:** The integration of technology in agriculture can lead to significant economic benefits. By improving efficiency, reducing waste, and increasing yields, farmers can enhance their profitability. For instance, precision agriculture has been shown to increase crop yields by 10-20% while reducing input costs by 15-25% (National Research Council, 2010).

**Environmental Sustainability:** Technological innovations also contribute to environmental sustainability. The use of precision farming techniques can minimize the use of chemical fertilizers and pesticides, reducing their impact on soil and water quality. Moreover, sustainable practices such as agroforestry and organic farming, supported by technology, can enhance biodiversity and promote ecosystem health (Altieri, 2018).

**Social Considerations:** While technology offers numerous advantages, it is essential to consider social implications. The digital divide in rural areas can hinder access to these technologies, leading to disparities in agricultural productivity. Moreover, the high initial costs of implementing advanced technologies can be a barrier for smallholder farmers

(World Bank, 2021). Education and training are crucial to ensure that farmers can effectively utilize these innovations.

### **Challenges and Considerations**

**Access to Technology:** Not all farmers have equal access to technological innovations, creating a divide that can exacerbate existing inequalities.

**Training and Education:** Many farmers may lack the necessary skills to adopt new technologies, emphasizing the need for training programs and resources.

**Investment Costs:** The initial costs of implementing advanced technologies can be prohibitive, particularly for smallholder farmers.

### **Conclusion:**

The integration of technology in agriculture holds significant promise for improving efficiency and sustainability in food production. As the sector continues to evolve, it is crucial to address the challenges associated with technology adoption to ensure that all farmers, regardless of size, can benefit from these advancements. Future research should focus on developing affordable solutions and providing training to empower farmers to harness the full potential of agricultural technologies.

### **References:**

1. Al-Chalabi, M. (2015). "Vertical farming: The future of food production?" Food and Agriculture Organization.
2. Altieri, M. A. (2018). "Agroecology: The Science of Sustainable Agriculture." Environmental Sciences.
3. Kamilaris, A., & Prenafeta-Boldú, F. X. (2018). "Deep Learning in Agriculture: A Survey." *Computers and Electronics in Agriculture*, 147, 70-90. [Link to article.](#)
4. Lal, R. (2015). "Restoration of Degraded Lands: A Global Perspective." *Science and Practice of Agroforestry*. [Link to article.](#)
5. National Research Council. (2010). "Impact of Precision Agriculture on Farm Sustainability." National Academies Press.
6. United Nations. (2019). "World Population Prospects 2019." [Link to report.](#)
7. World Bank. (2021). "Digital Agriculture: A Transformative Force for Food Systems." [Link to report.](#)
8. Zhang, C., Wang, Y., & Zhang, J. (2019). "The role of technology in agriculture: A literature review." *Agricultural Systems*, 175, 57-66. [Link to article.](#)

## **PRECISION AGRICULTURE IN VEGETABLE PRODUCTION: OPPORTUNITIES AND CHALLENGES**

**Mahendra Kumar Yadav\* and Gayathri P. M**

School of Agriculture, RNB Global University, Bikaner, Rajasthan

\*Corresponding author E-mail: [mahendra.yadav@rnbglobal.edu.in](mailto:mahendra.yadav@rnbglobal.edu.in)

### **Introduction:**

Precision agriculture is a transformative approach to farming that aims to optimize resources, increase productivity, improve product quality, and reduce environmental impact, particularly in high-input, sensitive crops like vegetables. Because vegetables need a lot of attention, precision agriculture has a lot to offer the production of vegetables in particular. Precision agriculture offers a level of control over the variables affecting vegetable production that has never been possible before by combining technology like sensors, drones, variable rate application equipment, GPS, and data analytics. Making effective use of inputs like water, fertilizer, and pesticides is one of the main problems in vegetable production. By applying water and nutrients exactly where and when they are required, precision agriculture helps farmers minimize the environmental impact of vegetable cultivation while also cutting waste and input costs. This degree of accuracy might be essential for sustaining output without destroying natural resources in areas with water constraint. Crop management and monitoring are two more areas where precision agriculture has significant advantages. Manual inspection is a labor-intensive, time-consuming, and sometimes erroneous type of crop monitoring used in traditional systems. Farmers may collect real-time data on soil moisture, temperature, humidity, and even plant health using precision agricultural technology like drones, remote sensors, and Internet of Things devices. These technologies offer comprehensive information on the growth circumstances of vegetables, enabling prompt remedial action in the event of problems. Precision farming raises the general quality of vegetable harvests while also improving the capacity to adapt to obstacles. In the competitive vegetable market, where consumers want high-quality product, site-specific management greatly increases both output and quality by ensuring that each plant receives the precise quantity of water, nutrients, and protection it requires. Another important advantage of precision agriculture is the sustainability of vegetable production in terms of the environment. Excessive use of pesticides and fertilizers in traditional farming practices can degrade soil, pollute water, and reduce biodiversity. By using chemicals only where they are required, precision agriculture

lessens the need for excessive inputs. Precision agriculture relies heavily on data-driven decision-making, which enables farmers to enhance their methods using predictive models and real-time data. Precision farming gives farmers meaningful information through the combination of big data analytics and decision support systems (DSS), which improves planning, risk management, and farm management in general.



## Precision Vegetable Production

### Definition Precision Agriculture

- Precision agriculture is a cutting-edge agricultural method that monitors and controls crop and field variability using technologies like GPS, GIS, remote sensing, and Internet of Things-based sensors. Its objective is to improve agricultural output and quality while reducing waste and environmental effect by optimizing the use of inputs including water, fertilizer, and pesticides.
- Precision agriculture, often referred to as site-specific crop management, is the process of making accurate agricultural decisions by utilizing data-driven instruments and technologies such as sensors, drones, and variable rate technology. By addressing the particular requirements of crops in real-time, this method customizes agricultural operations to certain regions within a field, improving production, sustainability, and efficiency.

### Precision Vegetable Production:

- Precision Vegetable Production is an agricultural method that employs cutting-edge instruments such as GPS, sensors, and drones to precisely control vegetable crops. In order to increase output and lessen environmental damage, this approach focuses on

optimizing input consumption, such as water and fertilizers, according to particular field circumstances.

- Precision Vegetable Production is a data-driven method of managing vegetable crops that makes use of technology such as variable rate systems and Internet of Things sensors. By applying inputs based on real-time crop and soil data, it seeks to maximize agricultural yields and quality while reducing waste and resource misuse.

### **Opportunities of Precision Agriculture in Vegetable Production:**

With its many chances to maximize vegetable output, precision agriculture (PA) has become a game-changer in contemporary farming. Precision agriculture allows farmers to control crop production more accurately and efficiently by leveraging cutting-edge technology like sensors, drones, Geographic Information Systems (GIS), Global Positioning Systems (GPS), and data analytics. By using site-specific management techniques, this approach enables farmers to use real-time data to make well-informed decisions on inputs such as fertilizer, irrigation, and pest control. Precision agriculture has a lot to offer vegetable crops, which need a lot of resources and attention. This article examines the main advantages of precision agriculture for the production of vegetables, emphasizing how it may increase crop quality, resource efficiency, and environmental sustainability.

#### **1. Enhanced Resource Efficiency**

The effective use of resources like water, fertilizer, and pesticides is one of the biggest advantages that precision agriculture provides for the production of vegetables. Regardless of changing soil conditions, crop requirements, or weather patterns, these inputs are frequently administered consistently throughout a field in traditional farming. Overuse of resources can come from this, raising expenses and causing waste and environmental harm. Contrarily, precision agriculture minimizes waste and lowers input costs by enabling farmers to use inputs in a targeted and effective manner depending on particular field circumstances. For instance, farmers may track the water requirements of their vegetable crops in real time with drip irrigation systems that have soil moisture sensors installed. By precisely delivering water to the plant roots, these systems can minimize water waste from runoff or evaporation. This is especially helpful in areas where water is scarce and every drop matters. Farmers may sustain high levels of output without depleting precious water supplies by practicing more effective water use.

Likewise, farmers may use variable rate technology (VRT) to administer pesticides and fertilizers at varying rates throughout a field according to crop health, soil fertility, and insect pressure. This minimizes the overuse of pesticides and stops runoff into adjacent

water bodies by guaranteeing that every section of the field gets the proper quantity of protection and nutrients. VRT helps maximize fertilization techniques in vegetable production, where nutrient requirements can differ greatly between crops, resulting in healthier plants and increased yields. Furthermore, farmers may save a lot of money by using precision agriculture to make optimal use of resources. Farmers may decrease the amount of manpower needed for field activities, save fuel consumption, and slash input prices by just applying inputs where and when they are needed. For vegetable growers who compete in fiercely competitive marketplaces with tight profit margins, precision agriculture is especially alluring.

## **2. Improved Crop Monitoring and Health**

Due to their extreme sensitivity to environmental factors, vegetable crops need to be closely watched during the growing season in order to guarantee the best possible development and output. Crop monitoring has historically been a time-consuming and labor-intensive procedure that involves manually inspecting fields to look for indications of pests, nutritional deficits, or stress. However, by giving farmers access to real-time information on the state and health of their crops, precision agricultural technology like drones, remote sensors, and Internet of Things (IoT) devices have completely changed crop monitoring. Farmers can identify early indicators of nutritional deficits, water stress, or insect infestations by using drones fitted with multispectral and hyperspectral cameras to take comprehensive pictures of vegetable fields. Patterns that are invisible to the human eye, such variations in leaf color or plant canopy structure, can be seen in these photos and may point to underlying problems. Through the analysis of this data, farmers may take prompt action before issues worsen and result in output losses, such as modifying irrigation schedules or providing tailored treatments to impacted regions.

IoT sensors deployed in the field, in addition to drones, can continually monitor environmental parameters including light levels, temperature, humidity, and soil wetness. By giving farmers useful information on the growth circumstances of their vegetable crops, these sensors enable farmers to adjust their management strategies. To prevent overwatering and minimize water wastage, farmers can modify their irrigation systems to only water certain sections of the field if soil moisture sensors indicate that those regions are excessively dry. Real-time crop health monitoring raises the quality of the output while also increasing agricultural operations' efficiency. Due to their high perishability, vegetables can be greatly impacted by even little changes in growth circumstances. Precision agriculture facilitates the production of premium vegetables that satisfy market



requirements for size, color, flavor, and texture by guaranteeing that crops receive the proper quantity of water, nutrients, and protection throughout the growing season.

### **3. Increased Yield and Crop Quality**

Farmers may control site-specific variances in a field using precision agriculture, guaranteeing that every area gets the right quantity of resources according to its particular circumstances. Vegetable crop productivity and quality may be greatly increased with this degree of accuracy. Precision agriculture acknowledges and responds to the heterogeneity that exists within fields, in contrast to traditional farming practices that frequently regard fields as homogenous entities. Achieving consistency in crop size, shape, color, and flavor is essential for satisfying consumer needs in the vegetable producing industry. By delivering specialized inputs to every section of the field according to soil fertility, moisture content, and plant health, precision agriculture contributes to this consistency. For instance, farmers may guarantee that seeds are planted at the proper depth and spacing by employing precision planting techniques, which will result in consistent plant growth and development. In a similar vein, variable rate fertilization lowers the possibility of nutrient surpluses or shortfalls by enabling farmers to apply the proper quantity of fertilizers to each area of the field. Precision farming can therefore result in increased crop yields and better quality, which will help farmers satisfy the demanding demands of vegetable markets. Precision agriculture provides a means of differentiating products and raising pricing in competitive marketplaces where customers demand consistent, high-quality supply. Furthermore, precision agriculture can lower post-harvest losses by increasing crop quality since vegetables are less likely to be rejected because of flaws or irregularities.

### **4. Environmental Sustainability**

Among precision agriculture's most alluring advantages are perhaps its environmental advantages, especially when it comes to the resource-intensive nature of vegetable cultivation. Conventional agricultural practices, particularly those that depend on the widespread use of pesticides, fertilizers, and water, can harm the environment by degrading soil, polluting water, and reducing biodiversity. Through focused input application, precision agriculture mitigates these problems and lessens farming's environmental impact. For instance, drip irrigation and other precision irrigation methods save water usage by supplying water directly to the plant's root zone, so reducing runoff and evaporation. This is particularly crucial in areas experiencing drought or water shortage, because maintaining agricultural output depends on effective water usage. By avoiding waterlogging and lowering the chance of soil erosion, precision irrigation systems

may enhance soil health in addition to saving water. Similar to this, targeted pesticide application with drones or automated equipment helps cut down on excessive chemical use that can damage pollinators, beneficial insects, and soil bacteria. The application of integrated pest management (IPM) techniques, which integrate chemical, cultural, and biological treatments to manage pest populations in a sustainable manner, is also encouraged by precision agriculture. Precision agriculture contributes to biodiversity preservation and environmental protection by lowering dependency on chemical treatments. Precision agriculture reduces nutrient runoff, which can contaminate water bodies and cause issues like eutrophication, in addition to lowering chemical inputs. By applying nutrients just where they are required, variable rate fertilization keeps extra fertilizer from leaking into the soil or being washed away by rainfall. This lowers greenhouse gas emissions linked to the manufacture and use of synthetic fertilizers while also preserving the purity of the water. All things considered, precision agriculture lessens the environmental effect of agricultural methods, providing a route toward more sustainable vegetable production. Precision agriculture can help farmers satisfy food demand while preserving the planet's natural resources as worries about climate change, water shortages, and biodiversity loss continue to rise globally.

## **5. Data-Driven Decision Making**

Precision agriculture's capacity to gather and evaluate vast volumes of data to guide decision-making is one of its main advantages. Farmers may make more accurate and well-informed decisions about their operations and improve production, quality, and efficiency by combining big data analytics with decision support systems (DSS). Precision agriculture gives farmers insights into patterns and trends that might not be immediately obvious by evaluating data from several sources, such as soil sensors, weather stations, drone photography, and historical yield data. Predictive models, for instance, can assist farmers in choosing the best time to sow or harvest based on crop development stages, soil conditions, and weather forecasts. Additionally, by forecasting possible hazards like insect outbreaks or nutrient shortages, these models enable farmers to take precautions before issues occur. Additionally, farmers may maximize their input utilization based on real-time information by using data-driven decision-making. To cut down on waste and enhance crop health, farmers may utilize soil nutrient maps to pinpoint the exact quantity of fertilizer required for any area of the field. In a similar vein, irrigation schedules may be modified using meteorological data to guarantee that crops receive the appropriate quantity of water given the circumstances. Making data-driven decisions increases the total

profitability of vegetable production in addition to improving farm management. Farmers may lower input costs, boost yields, and enhance crop quality by making better use of resources and reacting quickly to changing conditions. Additionally, farmers may lower the risks associated with erratic weather patterns or market volatility by using historical data and predictive analytics to better plan for next crop seasons.

## **6. Automation and Labor Efficiency**

Precision vegetable production is being revolutionized by automation, which lowers costs and greatly increases worker efficiency. Automated solutions that simplify human labor-intensive chores like planting, watering, pest management, and harvesting are becoming more and more advantageous in the vegetable growing industry. Automation provides a means of addressing labor shortages and the growing demand for superior output while enhancing sustainability and efficiency. Planting seeds, keeping an eye on soil moisture, pulling weeds, and harvesting fragile crops are just a few of the labor-intensive duties involved in traditional vegetable growing. Many of these procedures, however, may be shortened and carried out more effectively with automation. For instance, automated irrigation systems optimize irrigation and minimize water loss by adjusting water levels based on crop demands using sensors and climatic data. Additionally, by automating fertigation, these systems save time and labor expenses by guaranteeing that vegetables receive the proper quantity of water and nutrients without the need for human involvement. Automation has transformed planting and harvesting in addition to watering. In order to maximize land utilization and guarantee consistent crop development, automated planting robots can precisely plant seeds at the proper depth and spacing. With the use of sophisticated sensors and computer vision, robotic harvesters can already recognize and choose veggies with little assistance from humans. These round-the-clock technologies can speed up harvesting and lessen the need for seasonal labor, which is sometimes hard to acquire and keep. Additionally, these robotic systems are made to limit crop damage, which lowers post-harvest losses and guarantees that premium fruit is sold. Automation has also led to advancements in weed and pest management. With the use of machine vision, automated weeding systems can detect weeds and precisely administer herbicides or mechanical treatments. In a similar vein, automated pest control systems minimize the need for physical work and chemical use by detecting infestations and applying treatments where necessary. Precision vegetable production becomes more economical and labor-efficient by automating repetitive operations. Farmers may increase their operations with automation without having to hire a large number of workers, which

makes it simpler to fulfill rising demand while preserving crop quality. The future of vegetable farming will be more shaped by automation as technology develops.

### **Challenges of Precision Agriculture in Vegetable Production**

Modern farming has been revolutionized by precision agriculture (PA), which presents new chances to boost sustainability, cut down on resource waste, and boost output. However, there are a number of important obstacles to overcome before PA technology may be successfully included into vegetable production. For precision agriculture to reach its full potential, these obstacles—which range from monetary constraints to technical constraints—need to be recognized and overcome. Although PA can increase productivity and improve vegetable farming, its successful implementation necessitates resolving operational, financial, technological, and environmental issues. The main obstacles to applying precision agriculture to the production of vegetables, with an emphasis on the economic, technological, human resource, and environmental problems that farmers face.

#### **1. High Initial Investment and Equipment Costs**

The high initial cost of the necessary technology and equipment is a significant obstacle to the implementation of precision agriculture. Particularly for small and medium-sized vegetable farms, the high cost of precision agriculture equipment, including drones, GPS-guided tractors, soil sensors, variable rate technology (VRT), and automated irrigation systems, can be a significant financial burden. Drones used for pest identification or agricultural monitoring, for example, might cost thousands of dollars. Furthermore, mechanized planting methods and GPS-guided equipment increase the total amount of capital needed to switch to PA techniques. Vegetable producers may be discouraged from implementing PA technology by these exorbitant expenses, especially in underdeveloped nations. The initial outlay of funds is nevertheless a significant disincentive even in cases where the long-term advantages—such as improved yields and resource efficiency—are obvious. The cost of implementing precision agriculture may appear prohibitive to smaller farmers, who sometimes have narrow profit margins. Another financial layer is added by the price of the software platforms required for handling PA data. These systems frequently have high license or subscription costs since they are made to combine field data from sensors, drones, and other monitoring instruments. To utilize these platforms efficiently, farmers could also need to spend money on continuing education, which would increase the entire cost. Many smaller-scale farmers find it difficult to justify the expenditure, even if big commercial vegetable farms with larger operational budgets may

be able to tolerate these costs. Subsidies, financing alternatives, or reasonably priced solutions that enable farmers to purchase precision agriculture equipment without facing financial hardship are therefore continuously needed.

## **2. Data Overload and Complexity**

With sensors, drones, and remote monitoring systems constantly gathering data on crop health, soil conditions, weather patterns, and other environmental factors, precision agriculture produces enormous volumes of data. Although this data contains insightful information, it also poses the problem of data overload. Farmers may lack the skills or resources necessary to properly evaluate and utilize the vast amount of data produced. Vegetable growers sometimes lack the tools necessary to handle, evaluate, or interpret data from a variety of sources, including soil sensors, weather stations, and drone photography. The typical farmer might not have easy access to or comprehension of big data analytics, which is frequently needed to handle and interpret these complicated statistics. Without the right resources or expertise, it can be challenging for farmers to accurately evaluate data they acquire in order to make well-informed decisions. The variability of vegetable crops, which differ greatly in their nutritional requirements, irrigation demands, and insect sensitivity, adds to the difficulty of managing this data. It is difficult to convert the very detailed data required to make judgments about each variety of vegetable into useful, actionable agricultural decisions without the use of advanced analytics. For example, without professional assistance, analyzing sensor data or drone photos to ascertain the precise water needs of crops at various growth stages may be a challenging undertaking. Additionally, data from various sources might not always be compatible, necessitating more time and work to resolve differences across data sets. The overwhelming amount of data collecting might make it difficult for farmers who lack the technical know-how or resources to efficiently handle and evaluate this data to deploy PA technology in practice.

## **3. Technological Integration and Compatibility Issues**

Drones, GPS systems, automated equipment, and data management platforms are just a few of the many technology that precision agriculture depends on and must be incorporated into current agricultural operations. Unfortunately, a lot of vegetable farms lack the infrastructure and technology necessary to smoothly incorporate these state-of-the-art instruments. The interoperability of new technology with current farm equipment is a major obstacle. For instance, a lot of farms continue to use antiquated farming equipment like non-GPS-guided tractors or manual irrigation systems, which are incompatible with the most recent PA technology. Automated equipment integration with

present infrastructure may need major system improvements and alterations, which might raise expenses and complexity. In order to ease this integration, farmers could also need to engage specialists or consultants, which would raise expenses even further. Interoperability issues between various devices may arise even when farmers are successful in integrating new technologies. Drone, automated machinery, and soil sensor data frequently arrive in a variety of forms, necessitating the use of specialized software or human involvement to guarantee that all data is appropriately processed and understood. The usefulness of PA methods in maximizing vegetable yield may be limited by this lack of smooth integration. Software platforms also face integration challenges, so it's not simply about machines. When attempting to integrate many tools from various manufacturers, compatibility problems may arise since many software platforms are made to interact with certain devices or technologies. Inefficiencies and lost chances to enhance vegetable crop management may result from these systems' incapacity to effectively exchange data and interact.

#### **4. Limited Availability of Skilled Labor**

Although specialized labor is essential to precision agriculture, there is a lack of qualified workers to operate and maintain these cutting-edge systems. Implementing PA systems and interpreting the data they provide requires specialized knowledge, and in rural regions, the supply of competent individuals falls well short of the need. Finding someone with the technical know-how to operate sophisticated precision agricultural equipment, like drones or GPS-guided tractors, may be difficult for farmers. In rural or undeveloped areas, where educational resources and agricultural technology training possibilities are scarce, the shortage of competent personnel is most noticeable. Furthermore, agricultural workers need specific training to handle sophisticated gear, manage data analytics, and carry out essential maintenance because PA instruments are becoming more complicated. Younger generations may be less inclined to pursue jobs in agriculture, especially in high-tech positions requiring sophisticated technical abilities, in places where the farming population is aging. Additional difficulties are brought about by this generational change, as farms struggle to locate young employees who are accustomed to using cutting-edge technologies. Furthermore, continuous maintenance of advanced gear, including sensors and automated equipment, is necessary for precision agriculture. In remote locations, it could be difficult to find a crew that is skilled in both the technical and mechanical components of PA technology. Equipment malfunctions, inaccurate data, and

eventually inefficiencies in agricultural operations might result from a shortage of such qualified personnel.

## **5. Connectivity and Infrastructure Limitations**

A steady and dependable internet connection is essential for the operation of many precision agricultural instruments, particularly those that use cloud computing, data storage, or real-time data transfer. However, internet access is still scarce or inconsistent in many rural or isolated farming communities. Because PA systems rely on continuous data flowing from sensors or drones to cloud-based platforms for analysis and decision-making, this may reduce their efficacy. For instance, in places with inadequate network coverage, IoT (Internet of Things) sensors that track temperature, crop health, and soil moisture may not work correctly, restricting the amount of real-time data that can be collected and managed. Similar to this, if agricultural machinery like drones or GPS-guided tractors needs continuous internet access to function or transmit data to cloud platforms, a loss of connectivity might interfere with operations and result in delays or incorrect judgments. Although some farms could continue to gather and store data offline, this negates the main benefit of precision agriculture, which is the ability to make decisions in real time. Farmers cannot obtain current crop data without a dependable connection, which might lead to less-than-ideal irrigation, fertilization, and pest control practices. Furthermore, rural regions might not have the infrastructure needed to meet the expanding needs of PA technologies. Although 5G networks and high-speed broadband are becoming more and more necessary to manage massive data transfers, many regions still lack the infrastructure required to support these developments. In many regions of the world, this connection issue may keep PA technologies from realizing their full potential.

## **6. Privacy and Data Security Concerns**

Concerns regarding data security and privacy are intensifying as precision agriculture depends more and more on data collecting via sensors, drones, and other monitoring devices. Highly sensitive data, including specifics regarding agricultural operations, crop health, soil conditions, and even financial data, is produced by PA systems. The danger of data breaches or illegal access rises with the amount of data kept on cloud-based services. Farmers could be worried about the ownership and usage of the data that precision agricultural technologies acquire. Concerns around privacy, intellectual property rights, and information misuse may arise in some situations when the businesses that supply PA technology have access to agricultural data. For instance, farmers may be concerned about how their data is utilized and whether it will affect their business

decisions or profitability if they share it with third-party organizations like government agencies, insurance firms, or agribusinesses. Farmers may be hesitant to embrace PA technology because to the possibility of data theft or abuse, particularly if they are unclear of the security protocols in place to safeguard their private data. Farmers must be reassured that their data won't be misused, and clear rules and procedures on data ownership, privacy, and security must be developed in order to allay these worries.

## **7. Environmental and Climatic Variability**

Variability in the environment and climate is a major obstacle to precision vegetable cultivation. Climate factors including temperature, soil moisture, humidity, and rainfall patterns have a particularly big impact on vegetables. Crop yields, quality, and disease susceptibility can all be significantly impacted by even little changes in these variables. Vegetables have different environmental requirements than staple crops, making them susceptible to even little variations in the weather. The usefulness of precision agriculture (PA) instruments that depend on stable environmental assumptions for decision-making is complicated by the increasing unpredictability of these parameters as climate change picks up speed. Vegetable cultivation is severely disrupted by the unpredictable weather patterns brought forth by climate change, including excessive heat, droughts, flooding, and changing rainfall. For example, high temperatures can result in frost damage or heat stress, while changes in rainfall patterns might result in drought stress or waterlogging. Precision agricultural systems must constantly be recalibrated due to these circumstances, which makes it challenging for the technology to maintain the high degree of accuracy required for efficient management. The systems intended to maximize fertilization, irrigation, and pest control frequently can't keep up with the swift fluctuations in the weather. Climate change also affects the dynamics of pests and diseases in addition to variations in temperature and precipitation. Pest management efforts can become more challenging when warmer temperatures and changed moisture levels allow pests to flourish in areas where they were previously not an issue. As pests' behavior becomes less predictable due to changing climatic circumstances, traditional pest models that are based on historical data may no longer be helpful. This makes using precise instruments that depend on data to inform pest management choices more challenging.

Another crucial area where PA is challenged by climate unpredictability is water management. Precision irrigation is necessary for vegetables, and it is challenging to maintain ideal soil moisture levels when water availability is disrupted, whether by droughts or unpredictable rains. Despite being built to maximize water consumption,



precision irrigation systems may lose some of their effectiveness when environmental conditions change suddenly. Additionally, during times of heavy rainfall, farmers could find it difficult to strike a balance between maintaining proper moisture levels and avoiding waterlogging. Precision agriculture has to change to include adaptive management techniques in order to lessen these difficulties. This involves employing climate-smart agricultural strategies including water conservation, crop diversification, and crop calendar adjustments. Farmers can more effectively manage the uncertainties brought on by climatic and environmental variability by combining these adaptive strategies. Ultimately, to guarantee ongoing success in vegetable production, precision agricultural systems must become more adaptable and able to react to changes in the environment in real time.

**References:**

1. Singh, P.K, Parry, F.A., Parveen, K. Narayan, S., Amin, A, and Vaidya, A. (2011). Precision farming and its role in vegetable production. *International Journal of Current Research*, Vol. 3, Issue, 4, pp.074-081.
2. Quezada, E.T. and Zhang, J. (2024). *Fundamentals of Precision Agriculture for Vegetable Crops*. NC State Extension Publications.
3. Balafoutis A, Beck B, Fountas S, Vangeyte J, Wal TV der, Soto I, Gómez-Barbero M, Barnes A, Eory V (2017) Precision agriculture technologies positively contributing to GHG emissions mitigation, farm productivity and economics. *Sustainability* 9:1339.

## **GENETICALLY MODIFIED CROPS IN INDIA**

**Ravi Kumar**

Faculty of Basic and Applied Sciences,

RNB Global University, Bikaner, Rajasthan

Corresponding author E-mail: [ravi.bishnoi@rnbglobal.edu.in](mailto:ravi.bishnoi@rnbglobal.edu.in)

### **1. Introduction:**

Crops that have had their genetic makeup changed through genetic engineering are known as genetically modified (GM) crops. With genetic engineering, scientists may more quickly and accurately insert particular features into a plant than with traditional breeding, which requires cross-pollination of plants over many generations. Pest and herbicide resistance, enhanced nutritional value, and enhanced environmental adaptation are a few examples of these qualities. The primary objectives of creating genetically modified crops are to increase crop quality, decrease the need for chemical inputs, and increase output. But the introduction of genetically modified crops has sparked discussions about ethical issues, environmental effects, and food safety.

### **2. History and Development of GM Crops**

In the 1980s, GM crop development got underway. In 1994, the United States saw the introduction of the first genetically modified crop produced for commercial purposes. Since then, GM technology has been incorporated into agriculture in numerous nations. In 2002, the Genetic Engineering Appraisal Committee (GEAC) of the Ministry of Environment, Forest and Climate Change approved Bt. cotton as the sole Genetically Modified (GM) crop for commercial cultivation in the country. The Central Institute for Cotton Research (CICR), Nagpur, and the Indian Council of Agricultural Research (ICAR) carried out a study in 2012–13 and 2013–14 to assess the effects of Bt cotton in Maharashtra. Additionally, ICAR-CICR studied how Bt cotton affected soil ecology. Both the frequency of bollworm infestation and the number of insecticide applications decreased from eight to four throughout the survey period. Furthermore, no negative effects of Bt cotton production on soil ecological parameters were found in ICAR-CICR research [1].

In Andhra Pradesh State, 4,73,345 farmers are growing Bt cotton in 2023–2024. The ICAR-CICR study found that the use of Bt cotton resulted in a 3–4 qtls/acre production differential. Additionally, an ICAR-CICR study found that the adoption of Bt cotton increases income since it increases output and lowers the cost of insecticides used to combat cotton bollworm. With the use of appropriate agronomy, the current net return from rainfed Bt cotton is expected to be Rs. 25,000 per hectare. Due to the farmers' quick adoption of Bt

cotton, over 96% of the land currently used for cotton cultivation is now used for Bt cotton. This makes it challenging to perform research on Bt cotton because the matching non-Bt cotton is not being grown [1].

**Table 1: Bt Cotton- State wise area, production and yield [1].**

Details of State wise area, production and yield of Bt. cotton:

State	Area (lakh ha)		Production (lakh bales)		Yield (kg/ha)	
	21-22	22-23	21-22	22-23	21-22	22-23
Punjab	2.51	2.49	6.46	4.44	437	303
Haryana	6.36	5.75	13.16	10.01	352	296
Rajasthan	7.56	8.15	24.81	27.74	558	579
Gujarat	22.84	24.84	75.09	87.95	559	602
Maharashtra	44.10	41.82	82.49	83.16	318	338
Madhya Pradesh	5.60	5.95	14.20	14.33	431	410
Telangana	18.89	19.73	48.78	57.45	439	495
Andhra Pradesh	5.54	7.04	17.08	15.41	524	372
Karnataka	6.74	9.49	19.55	25.68	493	460
Tamil Nadu	1.48	1.73	3.02	3.19	347	313
Odisha	1.93	2.16	6.26	7.05	551	554
Others	0.17	0.12	0.28	0.19	279	269
<b>TOTAL</b>	<b>123.72</b>	<b>129.27</b>	<b>311.18</b>	<b>336.60</b>	<b>428</b>	<b>443</b>

A poison produced by genetically modifying Bt (*Bacillus thuringiensis*) cotton shields the plant from the bollworm insect, which poses a serious risk to cotton crops. This was seen as a significant development in raising cotton yields and decreasing the use of pesticides.

### 3. Types of Genetically Modified Crops

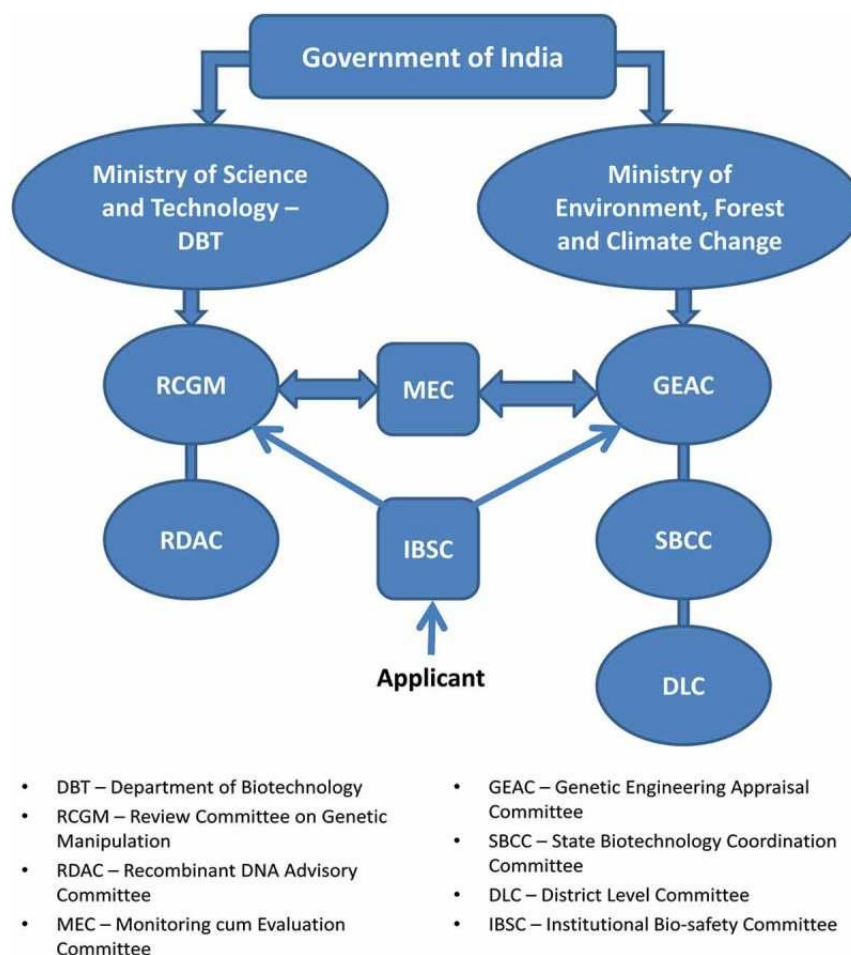
**Insect-Resistant Crops:** These crops have been engineered to protect themselves against insect pests. By inserting a gene from the bacterium *Bacillus thuringiensis* (Bt), which produces a protein toxic to certain insects, these crops can naturally resist pest attacks.

- **Bt Cotton:** Modified to resist the cotton bollworm, a major pest that affects cotton crops.
- **Bt Brinjal (Eggplant):** Developed to resist the fruit and shoot borer, a common pest.

**Herbicide-Tolerant Crops:** Herbicide-tolerant crops are designed to survive the application of specific herbicides that kill weeds. This allows farmers to use herbicides

to control weeds without damaging the main crop, reducing labor costs and increasing efficiency.

- **Herbicide-Tolerant Soybeans:** These are engineered to tolerate glyphosate, allowing farmers to apply the herbicide directly to fields without harming the crop.
- **Herbicide-Tolerant Maize (Corn):** Allows better weed control and can lead to higher yields.



**Figure 1: Regulatory framework for GM crops in India [7]**

**Virus-Resistant Crops:** These crops have been modified to resist viruses that would otherwise reduce yield and quality. The genes from viruses can be used to develop plants that become resistant to the same or related viruses.

- **GM Papaya:** Engineered to resist the Papaya Ringspot Virus (PRSV), which nearly destroyed the papaya industry in Hawaii until this GM variety was introduced.
- **GM Sweet Potatoes:** Developed to resist feathery mottle virus.

**Drought-Resistant Crops:** These crops are engineered to grow in conditions with limited water supply. By modifying the plant's ability to retain water or use water more efficiently, scientists have been able to develop crops that can survive in drought-prone areas.

- **Drought-Tolerant Maize:** Developed to be more resilient in areas with water scarcity, helping farmers maintain productivity during dry spells
- **Nutritionally Enhanced Crops:** These crops are genetically modified to contain higher levels of essential nutrients. The aim is to address malnutrition by fortifying crops with vitamins, minerals, and other beneficial compounds.
- **Golden Rice:** Enriched with beta-carotene, a precursor of Vitamin A, to help combat Vitamin A deficiency, particularly in developing countries.
- **Iron-Enriched Beans:** Developed to contain higher levels of iron, helping to address iron deficiency anemia.

**Delayed Ripening and Improved Shelf Life Crops:** These crops are modified to slow down the ripening process, which can help reduce post-harvest losses and extend shelf life. This is beneficial for transporting fruits and vegetables over long distances.

- **Flavr Savr Tomato:** The first commercially grown GM crop, designed to have a longer shelf life by delaying the softening process.
- **Delayed Ripening Bananas:** Developed to extend shelf life and reduce wastage.
- **Biofuel Crops:** Some GM crops are specifically designed to produce higher amounts of biofuel. These crops can be used to generate ethanol, biodiesel, and other renewable energy sources, providing an alternative to fossil fuels.
- **GM Maize for Ethanol Production:** Engineered for better starch conversion, leading to more efficient biofuel production.
- **GM Sugarcane:** Modified to produce higher yields for biofuel production.

#### **4. Status of GM Crops in India**

- **Approved GM Crops:** In India, the only GM crop that has been approved for commercial cultivation is Bt cotton. Since its introduction in 2002, Bt cotton has significantly increased cotton production in the country. It is currently cultivated on more than 96% of the total cotton-growing area in India [1 & 2].
- **GM Crops Under Research and Field Trials:** Several other GM crops, including Bt Brinjal (eggplant), GM mustard, and GM rice, are undergoing research and field trials. However, none of these have been approved for commercial cultivation yet. The development and release of GM crops in India are regulated by the Genetic Engineering Appraisal Committee (GEAC) under the Ministry of Environment, Forest, and Climate Change. With the quick advancements in biotechnology, several GM crops or transgenic crops with unique features have been created and made available for production in commercial agriculture. Over the past 20 years, numerous Indian universities have been developing GM crops with a range of features at various stages. ICAR scientists

are engaged in research, field trial monitoring, and regulatory evaluation of genetically modified crops under the Networking project on Transgenic Crops [3]. In India, over 20 crops—including cotton, rice, wheat, maize, brinjal, potatoes, sorghum, mustard, groundnut, cauliflower, okra, chickpea, pigeon pea, castor, sugarcane, etc.—are undergoing various stages of research and field trials for genetic modification. These crops are being modified for traits like insect resistance, herbicide resistance, drought tolerance, salinity tolerance, virus resistance, quantitative traits (yield increase), nutrition improvement, *etc.* [4, 5 and 6].

- **Case of Bt Brinjal:** Bt Brinjal was developed to resist the fruit and shoot borer pest, a common problem for Brinjal farmers. Although it was approved for commercialization in 2009, its release was halted due to concerns about its safety and potential impact on biodiversity. The government of India imposed a moratorium on Bt Brinjal, which continues to this day.

## 5. Benefits of GM Crops

- **Increased Crop Yield:** GM crops can increase productivity by reducing losses caused by pests, diseases, and weeds. This is particularly beneficial in a country like India, where farmers face significant challenges from crop-damaging insects.
- **Reduction in Pesticide Use:** By planting insect-resistant GM crops, farmers can reduce the amount of chemical pesticides they need to apply. This not only lowers production costs but also minimizes the environmental impact associated with pesticide use.
- **Enhanced Nutritional Value:** GM technology has the potential to improve the nutritional profile of crops, which can help address malnutrition issues. For example, Golden Rice aims to combat Vitamin A deficiency, which is prevalent in many developing countries, including India.
- **Better Adaptability to Environmental Stress:** Genetic modification can make crops more tolerant to drought, salinity, and other environmental stresses. This helps farmers grow crops in challenging climatic conditions.

## 6. Concerns and Challenges of GM Crops

- **Environmental Impact:** There are concerns that GM crops might affect biodiversity. For example, the widespread planting of Bt cotton could lead to the development of resistance in target pests, requiring even stronger pesticides. There are also fears that GM crops might cross-pollinate with non-GM crops, leading to unintended consequences.

- **Food Safety:** Some people worry that GM foods might cause allergies or other health issues. While GM crops undergo safety assessments before approval, there is still debate over the long-term effects of consuming GM foods.
- **Economic Impact on Farmers:** The cost of GM seeds is usually higher than conventional seeds. Small-scale farmers may struggle to afford these seeds, which can create economic disparities. Additionally, some critics argue that multinational corporations that develop GM seeds might gain excessive control over the agricultural sector, impacting farmers' seed sovereignty.
- **Ethical and Cultural Concerns:** The idea of altering the genetic makeup of plants raises ethical concerns. Some people believe that genetic modification is unnatural and should be limited. Additionally, traditional agricultural practices and local crop varieties might be threatened by the widespread adoption of GM crops.

## **7. Regulation of GM Crops in India**

The regulation of GM crops in India involves multiple agencies. The main body responsible for the approval of GM crops is the Genetic Engineering Appraisal Committee (GEAC). The GEAC evaluates the safety and environmental impact of GM crops before approving them for field trials and commercial release.

There are strict guidelines for conducting field trials, and companies must provide data on the safety, allergenicity, and environmental impact of the GM crops they develop. Public consultations and expert reviews are also part of the approval process.

## **8. Future of GM Crops in India**

The future of GM crops in India depends on a balanced approach that considers both the potential benefits and the concerns. While Bt cotton has been a success story, the approval of other GM crops like GM mustard and Bt Brinjal is still a subject of debate. With proper regulation, research, and stakeholder engagement, GM crops could play a significant role in ensuring food security, increasing agricultural productivity, and improving the livelihoods of farmers in India [7].

The creation of biotech food, feed, and fiber crops that can result in increased and more consistent yields as well as improved nutrition is the main goal of current crop biotechnology research and development in India. Since rice is an important staple food, there is a lot of effort being put into studying its genetics to determine how it responds to biotic and abiotic stress. Bt rice field trials are already in progress. Another important field of research is the use of delayed ripening genes to increase nutritional quality and decrease post-harvest losses, especially in fruits and vegetables. In India, 85 distinct plant species for a range of features are undergoing varying levels of studies to generate genetically

modified crops, and several transgenic crops created by the public sector are currently undergoing field testing [8].

**Conclusion:**

Genetically modified crops have the potential to revolutionize agriculture by providing solutions to some of the major challenges faced by farmers. However, the adoption of GM technology must be guided by thorough research, clear regulations, and public awareness. In India, while Bt cotton has demonstrated the advantages of GM crops, the future of other GM crops will depend on addressing the concerns of safety, environmental impact, and economic implications. It is essential for scientists, policymakers, and farmers to work together to harness the benefits of GM technology while ensuring its responsible use.

**References:**

1. <https://pib.gov.in/PressReleaseframePage.aspx?PRID=2042234>
2. <https://biotech.co.in/sites/default/files/2020-01/2019%20Genetically%20Modified%20Crops%20and%20Regulations%20in%20India%20%E2%80%93%20Myths%20vs%20Facts%2C%202019.pdf>
3. [http://www.merid.org/Content/News\\_Services/Food\\_Security\\_and\\_AgBiotech\\_News/Articles/2003/12/23/India\\_Plans\\_Network\\_Project\\_on\\_12\\_Transgenic\\_Crops.aspx](http://www.merid.org/Content/News_Services/Food_Security_and_AgBiotech_News/Articles/2003/12/23/India_Plans_Network_Project_on_12_Transgenic_Crops.aspx)
4. Mishra M and Shukla M. (2013). Status and way forward for genetically engineered crops in India In: Mishra M, editor. National training on environmental biosafety associated with genetically engineered crop. Lucknow: CISH; p. 13–26.
5. [http://ilsirf.org/wp-content/uploads/sites/5/2016/06/gupta\\_ahuja.pdf](http://ilsirf.org/wp-content/uploads/sites/5/2016/06/gupta_ahuja.pdf)
6. <http://www.fao.org/3/a-i3902e.pdf>
7. <https://pmc.ncbi.nlm.nih.gov/articles/PMC6343535/#S0002>
8. Warriar R, Pande H. 2016. Genetically engineered plants in the product development pipeline in India. *GM Crops Food*. 7(1):12–19.



## **RAPID MULTIPLICATION OF BANANA PLANTS: THE ROLE OF MICROPROPAGATION**

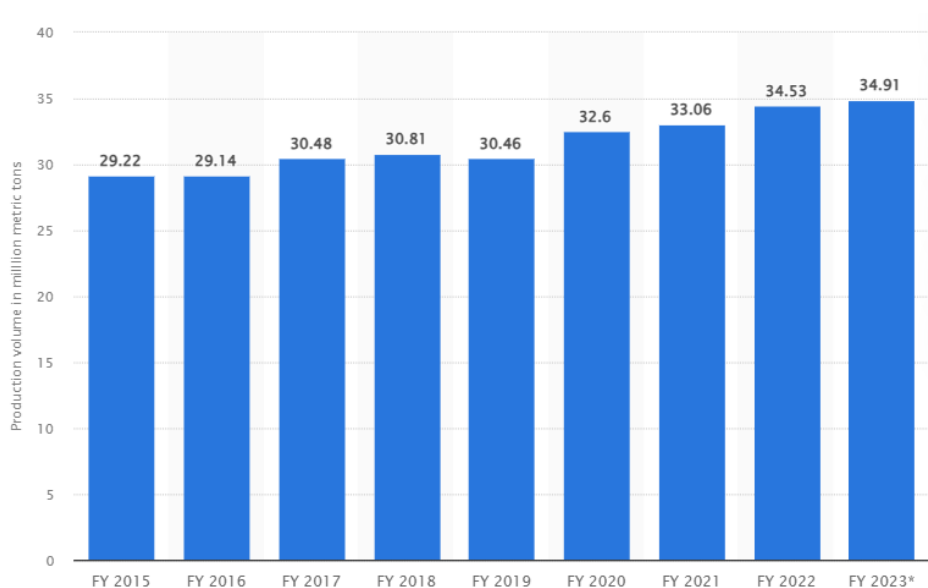
**Ravi Kumar**

Faculty of Basic and Applied Sciences,  
RNB Global University, Bikaner, Rajasthan

Corresponding author E-mail: [ravi.bishnoi@rnbglobal.edu.in](mailto:ravi.bishnoi@rnbglobal.edu.in)

### **Introduction:**

One of the most significant fruit crops in the world is the banana (*Musa* spp.), which includes plantains (Nelson et al., 2006). These are enormous perennial herbs that range in height from 2 to 9 meters; some species can reach up to 15 meters. With a false stem made up of leaf sheaths and an underground real stem that may develop suckers so the plant can reproduce vegetatively, the banana plant is a monocotyledon. The banana fruits are produced either parthenocarpically or after fertilization by the female flowers of the one inflorescence that each fake stem produces (Nelson et al., 2006; Oselebe et al., 2006). Southeast Asia, which is regarded as the main center of diversification and the site of the earliest domestication, is where bananas originated (Stover and Simmonds, 1987). According to Ortiz and Vuylsteke (1994), the greatest genetic diversity of plantains (*Musa* AAB) is found in low-lying regions of West Africa. For the East African highland bananas (*Musa* AAA), bananas have evolved into a significant secondary genetic diversity zone in East Africa (Smale, 2006). Bananas are now farmed as a staple food and an export product in over 100 nations in the tropics and subtropics (Frison and Sharrock, 1999; Irish et al., 2009) (Oselebe et al., 2006).



With an annual yield of 86 million metric tonnes at world level, bananas are a fruit crop of global importance. India, the top banana producer in the world, producing almost 35 million metric tonnes a year (Keelery, 2023).

In India, bananas are the most producing fruit, accounting for 31.5% of the total fruit production (113 million metric tonnes- [apeda.gov.in](http://apeda.gov.in)). With 60 T/ha of banana production annually, the state of Andhra Pradesh ranks first in terms of total production.

### **Banana Production in India**

Tissue culture-based micropropagation has become a viable method for producing bananas on a big scale. This method makes it possible to quickly multiply genetically homogeneous, disease-free banana plants. It gets over the drawbacks of traditional propagation techniques and offers a quick and sustainable alternative to generate huge amounts of planting material. This chapter will cover the steps involved in micro-propagating bananas as well as their benefits and drawbacks.

#### **1. Banana Cultivation and Propagation: An Overview**

Since edible bananas don't seed, they are typically cultivated vegetatively using suckers, which can range from five to ten in number, depending on the variety. This method's low rate of multiplication significantly limits it. To enhance banana yield, floral aspices and shoot tips have been used in tissue culture propagation of bananas in recent years.

The procedure entails shooting and rooting in a test tube, initiation of cultures from sterile shoot tips taken from the parent banana plant, primary hardening in a lab, secondary hardening in a nursery, and plating in the field.

Typically, suckers—shoots that emerge from the base of the banana plant—are used to propagate bananas. Sucker propagation does, however, have a number of drawbacks, such as:

- **Low multiplication rate:** Sucker propagation is slow because each banana plant produces only a limited number of suckers over its growing period. This limits the number of plants that can be generated in a given time, making it difficult to scale up production, especially when there is high demand for planting material.
- **Disease transmission:** One of the biggest concerns with sucker propagation is the high risk of disease transmission. Suckers can carry soil-borne pathogens, nematodes, and viral infections such as Banana Bunchy Top Virus (BBTV) or Fusarium wilt. Since the suckers are taken from the mother plant, any disease present in the mother plant can be easily transmitted to the new plants, spreading diseases across the entire crop.

- **Non-uniformity:** Plants propagated through suckers may exhibit variations in growth and fruit quality because of genetic variability. Unlike tissue-cultured plants, which are clones and genetically identical, suckers can sometimes show differences, leading to uneven crop performance, inconsistent yields, and fruit quality.
- **Limited Availability of Quality Suckers:** Finding healthy, disease-free suckers can be challenging. Farmers often have to rely on their own fields for suckers, which may not always be free from pests and diseases. This makes it difficult to ensure consistent and high-quality planting material, especially for commercial production.

Given these challenges, micropropagation offers an alternative, providing a rapid, efficient, and uniform method for producing large numbers of high-quality banana plants.

### **1.1 Significance of Micropropagation**

The term "micropropagation" describes the sterile *in vitro* culture of plant tissues, cells, or organs. Micropropagation makes it possible to quickly produce vast amounts of disease-free planting material in the banana industry. Among the advantages are:

- **Rapid Multiplication of Planting Material**

**High Multiplication Rate:** One of the most significant advantages of micropropagation is its ability to produce a large number of plants in a short period. Traditional methods like sucker propagation can produce only a few plants per year from a single banana plant, while micropropagation can generate thousands of plants from a single explant within months. This rapid multiplication is essential for meeting the high demand for planting materials in commercial agriculture.

**Scalability:** Micropropagation makes it possible to scale up the production of planting material, allowing for the quick expansion of banana plantations. This is particularly useful when new, high-yielding, or disease-resistant varieties are developed and need to be distributed widely.

- **Production of Disease-Free Plants**

**Pathogen Elimination:** Micropropagation techniques can ensure that the plants produced are free from viruses, bacteria, fungi, and nematodes. By starting with clean, disease-free explants, and growing them in a sterile environment, micropropagation reduces the risk of pathogen transmission. This is crucial for crops like bananas, which are prone to diseases such as Fusarium wilt and Banana Bunchy Top Virus (BBTV).

**Healthier Crops:** Disease-free planting materials lead to healthier crops, reducing the need for chemical treatments and making the farming process more sustainable. Healthier plants also translate to higher yields and better-quality produce, which is beneficial for both farmers and consumers.

- **Genetic Uniformity**

**Clonal Propagation:** Micropropagation produces genetically identical plants (clones) of the parent plant. This uniformity ensures that all plants exhibit similar growth patterns, flowering times, and fruit quality. Uniform crops are easier to manage, harvest, and market, which is a significant advantage for commercial producers.

**Preservation of Desirable Traits:** When a particular banana variety has desirable traits, such as disease resistance, high yield, or specific fruit characteristics, micropropagation allows those traits to be preserved and consistently replicated across thousands of plants. This is not always possible with traditional propagation methods, where genetic variation can occur.

- **Conservation of Germplasm**

**Preserving Endangered Varieties:** Micropropagation plays a critical role in the conservation of rare, endangered, or unique plant varieties. Through tissue culture, plant breeders and conservationists can preserve the genetic material of specific banana varieties that may be threatened by diseases or other environmental factors.

**Long-Term Storage:** Micropropagation techniques, combined with methods like cryopreservation (the storage of cells or tissues at ultra-low temperatures), allow for the long-term storage of genetic material. This ensures that valuable banana germplasm can be preserved for future breeding programs or for restoring lost varieties.

- **Faster Introduction of New Varieties**

**Quick Adoption of Improved Varieties:** Micropropagation accelerates the distribution of new and improved banana varieties. When breeders develop a new variety with superior traits (e.g., disease resistance, improved flavor, or higher yields), micropropagation can quickly produce a large number of plants for commercial distribution. This helps farmers adopt new, more efficient cultivars rapidly, contributing to increased agricultural productivity.

**Support for Breeding Programs:** Micropropagation supports breeding programs by enabling the quick multiplication of hybrid plants or new selections, allowing researchers to conduct further trials and tests on a larger scale without waiting for traditional propagation methods.

- **Year-Round Production**

**Independence from Seasonal Constraints:** Traditional banana propagation can be influenced by seasonal factors, but micropropagation allows for the production of plantlets throughout the year. This independence from seasonality ensures a continuous supply of

planting material, making it easier for farmers to plan and execute planting schedules without delay.

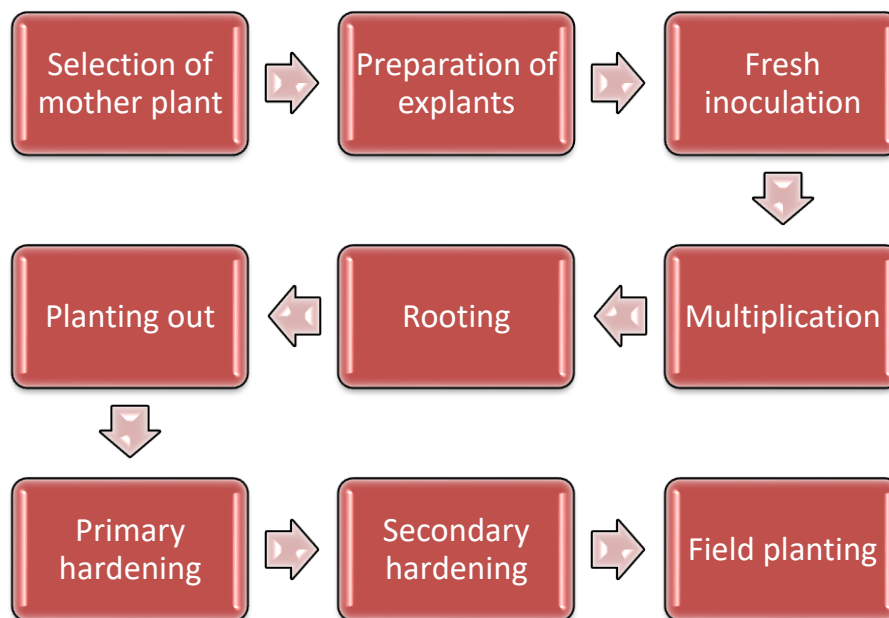
**Controlled Growth Conditions:** In micropropagation, the growth conditions (such as light, temperature, and humidity) can be optimized to enhance the growth and development of plants. This controlled environment not only speeds up plant production but also improves the overall quality of the plants.

- **Economic Benefits**

**Cost-Effective for Large-Scale Farming:** While the initial setup costs for micropropagation can be high, the technique becomes cost-effective at scale. The ability to produce large quantities of high-quality, disease-free plants quickly reduces the cost per plant, which can be a significant advantage for commercial banana growers. The reduction in disease-related losses and the consistent quality of plants also contribute to higher economic returns.

**Export Opportunities:** Consistent quality and disease-free planting material are essential for countries that export bananas. Micropropagation ensures that the plants meet international quality standards, which can boost a country's banana exports and contribute to its economy.

## 2. Process of Micropropagation in Banana



### Stages of micro propagation of banana

From the selection of explants to the adaptation of plantlets for field settings, the micropropagation of bananas typically follows a set of well-defined stages. The following steps comprise the process breakdown:

## 2.1 Explant Selection

The selection of appropriate explants, usually derived from the meristematic tissue of banana suckers or branch tips, is the initial stage in the micropropagation process. The selection of the explant is essential to the micropropagation process's success because it needs to be free of pests and diseases.

## 2.2 Sterilization

The explants are sanitized to get rid of any microbial contamination before culture. Usually, this is accomplished by combining:

- **Surface sterilization agents:** Such as sodium hypochlorite or mercuric chloride.
- **Rinsing with sterile water:** To ensure complete removal of sterilization agents.

## 2.3 Culture Initiation

The explant is put in a nutrient-rich media after being sterilized. Usually, the culture medium includes:

**Macronutrients and micronutrients:** Essential for plant growth.

**Carbon source (usually sucrose):** To support energy needs.

**Growth regulators:** Such as cytokinins (for shoot induction) and auxins (for root development).

The temperature, humidity, and light levels of the explants are all kept under strict control. Shoot development starts a few weeks later when the shoot buds start to multiply.

## 2.4 Shoot Multiplication

During the shoot multiplication phase, several shoots are produced by the original explants. To achieve this, the shoots are moved to a new medium that promotes further growth. Growth regulators are used to encourage the quick production of new shoots, especially cytokinins. The number of shoots multiplies exponentially when sub-culturing is done on a regular basis (transferring shoots to new media).

## 2.5 Root Induction

After producing a sufficient number of shoots, the plants are moved to a rooting medium that contains auxins, such as naphthalene acetic acid (NAA) or indole-3-butyric acid (IBA). In order for the plantlets to survive when they are placed in soil, this media encourages the growth of a robust root system.

## 2.6 Hardening and Acclimatization

The plantlets are prepared for outdoor acclimatization following root induction. The micropropagated plants must make the adjustment from a controlled *in vitro* environment to more unpredictable outdoor circumstances, which makes this phase crucial to their survival.

**Hardening:** In a greenhouse setting, the plantlets are progressively exposed to increased light intensity and decreased humidity. This strengthens their root systems and enables them to adapt to changing environmental conditions.

**Acclimatization:** The plantlets are moved to soil in a nursery to continue growing after the hardening procedure. The plants are prepared for field planting after they reach a suitable size.

### 3. Advantages of Micropropagation in Banana

When compared to conventional propagation techniques, banana micropropagation has the following benefits:

- **Rapid multiplication rate:** A single explant can produce thousands of plants in a relatively short period.
- **Disease-free planting material:** Plants produced through tissue culture are free from pathogens, reducing the risk of disease spread.
- **Uniformity:** Micropropagated plants are genetically identical to the parent plant, leading to uniform growth, fruit quality, and yield.
- **Conservation of endangered varieties:** By creating an abundance of plants for both commercial and conservation purposes, micropropagation can aid in the preservation of uncommon or endangered banana kinds.

### 4. Challenges of Micropropagation

Even with all of its benefits, micropropagation has certain drawbacks.

- **Cost:** Tissue culture can be labour- and infrastructure-intensive, especially for small-scale growers.
- **Contamination:** Because it can result in the loss of entire batches of cultures, microbial contamination is a serious problem in tissue culture labs.
- **Acclimatization stress:** Because plantlets are sensitive to changes in their environment, they may experience significant rates of death throughout the acclimatization process.

### 5. Applications of Micropropagation in Banana

Globally, the practice of micropropagation has significantly impacted banana farming. Among its uses are:

- **Commercial production:** In large-scale banana farming operations, tissue culture has emerged as the main method for producing planting material.
- **Disease management:** Because micropropagated plants are disease-free when planted, they are essential for controlling diseases like Banana Bunchy Top Virus (BBTV) and Fusarium wilt.

- **Breeding programs:** In banana breeding projects, micropropagation is crucial because it allows for the quick multiplication of new hybrids with enhanced characteristics like greater fruit quality and disease resistance.

### **Conclusion:**

Banana cultivation has undergone a revolution thanks to micropropagation, which provides a quick, effective, and sustainable way to produce high-quality, disease-free planting material. It plays an essential role in contemporary agriculture, especially when it comes to sustainable agricultural methods and food security. To make the technology more widely available, particularly for smallholder farmers, obstacles like cost and contamination must be overcome. Micropropagation is expected to become increasingly important for the future of banana farming and the supply of food worldwide as research and innovation in the field of plant tissue culture continue.

### **References:**

1. Frison, E. and S. Sharrock. 1999. The economic, social and nutritional importance of banana in the world. In: C. Picq, E. Foure and E.A. Frison (Eds.), *Banana and Food Security International Symposium*, 10-14 November, 1998, Douala, Cameroon.
2. [https://apeda.gov.in/apedawebsite/six\\_head\\_product/Fresh\\_Fruits\\_Vegetables.htm#:~:text=It%20ranks%20second%20in%20fruits,million%20metric%20tonnes%20of%20vegetables.](https://apeda.gov.in/apedawebsite/six_head_product/Fresh_Fruits_Vegetables.htm#:~:text=It%20ranks%20second%20in%20fruits,million%20metric%20tonnes%20of%20vegetables.)
3. Nelson, S.C., R.C. Ploetz and A.K. Kepler. 2006. *Musa species (bananas and plantains)*, version 2.2. In: C.R. Elevitch (Ed.), *Species Profiles for Pacific Island Agroforestry*. Permanent Agriculture Resources (PAR), Honolulu, Hawai'i.
4. Ortiz, R. and D.R. Vuylsteke. 1994. Future strategy of *Musa* improvement. pp. 40-42. In: *Banana and Plantain Breeding: Priorities and Strategies*, INIBAP, Montpellier, France.
5. Oselebe, H.O., A. Tenkouano and M. Pillay. 2006. Ploidy variation of *Musa* hybrids from crosses. *African Journal of Biotechnology*, 5 (11):1048-1053.
6. Sandhya Keelery (2023). Production volume of banana in India FY 2015-2023.
7. Stover, R.H. and N.W. Simmonds. 1987. *Bananas*. Longman, Essex, UK.



## **LEGAL FRAMEWORK FOR AGRITECH INNOVATION**

**Ashok Kumar Karnani**

Faculty of Law and Arts,

RNB Global University, Bikaner Rajasthan, India

Corresponding author E-mail: [ashok.karnani@rnbglobal.edu.in](mailto:ashok.karnani@rnbglobal.edu.in)

### **1. Introduction:**

The agricultural sector is undergoing a profound transformation fueled by technological advancements collectively referred to as "AgriTech." This revolution encompasses a diverse range of technologies, including precision agriculture, biotechnology, artificial intelligence, and data analytics, all aimed at enhancing agricultural productivity, sustainability, and efficiency. As AgriTech solutions proliferate and become integral to modern farming practices, the establishment of a robust legal framework becomes increasingly crucial. This framework must effectively address various complexities, such as intellectual property rights to protect innovations, data privacy regulations to safeguard sensitive agricultural information, and environmental laws to ensure sustainable practices. Additionally, food safety standards must be upheld to protect consumers while providing support mechanisms for startups to navigate the legal landscape. This chapter delves into the intricate legal landscape governing AgriTech innovation, highlighting critical issues, analysing existing legal provisions, and offering insights into future directions to foster innovation while safeguarding the interests of all stakeholders involved in the agricultural ecosystem.

#### **1.1 Importance of AgriTech**

AgriTech plays a pivotal role in addressing pressing global challenges, including food security, climate change, and efficient resource management. By harnessing advanced technologies, AgriTech solutions empower farmers to increase crop yields, minimize waste, and optimize resource utilization. For example, precision agriculture employs data analytics, satellite imagery, and Internet of Things (IoT) devices to monitor crop health, soil moisture, and environmental conditions in real time. This data-driven approach enables farmers to make informed decisions, enhancing productivity and promoting sustainable farming practices. Moreover, AgriTech innovations such as vertical farming, hydroponics, and genetic engineering contribute to the development of resilient crops that can withstand climate variability. As the global population continues to rise, the demand for innovative agricultural solutions becomes increasingly urgent. Meeting this demand is

essential not only for ensuring food security but also for creating sustainable agricultural systems that can adapt to environmental changes and resource constraints, ultimately fostering a more resilient food supply chain.

## **1.2 Overview of the Legal Landscape**

The legal framework surrounding AgriTech is multifaceted, encompassing a variety of laws and regulations at local, national, and international levels. This landscape includes intellectual property rights to protect innovations, data protection laws ensuring privacy, environmental regulations promoting sustainable practices, food safety standards safeguarding consumer health, and compliance mechanisms supporting AgriTech startups. This landscape includes:

- **Intellectual Property Rights (IPR):** Protecting innovations and incentivizing research in AgriTech.
- **Data Privacy Laws:** Addressing concerns related to the collection, storage, and use of agricultural data.
- **Environmental Regulations:** Ensuring sustainable agricultural practices that minimize ecological impact.
- **Food Safety Standards:** Governing the safety and quality of food products derived from AgriTech innovations.
- **Support for Startups:** Providing a conducive legal environment for emerging AgriTech ventures.

## **2. Understanding AgriTech Innovation**

### **2.1 Definition and Scope**

AgriTech innovation encompasses a broad range of technologies and practices that enhance agricultural productivity, sustainability, and profitability. It includes:

- **Precision Agriculture:** Employing GPS, sensors, and data analytics to optimize farming operations.
- **Biotechnology:** Utilizing genetic engineering to develop crops with enhanced traits, such as pest resistance and drought tolerance.
- **Automation and Robotics:** Implementing drones and automated machinery for tasks like planting, harvesting, and monitoring crop health.
- **Artificial Intelligence (AI):** Applying AI algorithms to analyze data and make informed decisions about farming practices.

## 2.2 Technologies Involved

The technologies involved in AgriTech are diverse and continuously evolving. Key examples include:

1. **Drones:** Used for aerial surveillance and crop monitoring, allowing farmers to assess plant health and optimize inputs.
2. **IoT Devices:** Sensors deployed in fields collect real-time data on soil moisture, temperature, and nutrient levels, enabling data-driven decision-making.
3. **Blockchain:** Enhances traceability in the food supply chain, ensuring transparency and accountability from farm to table.
4. **Mobile Applications:** Provide farmers with access to market information, weather forecasts, and best practices for crop management.

## 3. Intellectual Property Rights (IPR) in AgriTech

### 3.1 Importance of IPR

Intellectual Property Rights (IPR) are essential for protecting innovations in AgriTech. They incentivize research and development by granting inventors exclusive rights to their creations. IPR encourages investment in new technologies and fosters a competitive market environment, ultimately benefiting farmers and consumers alike.

### 3.2 Types of IPR Applicable to AgriTech

1. **Patents:** Protect inventions related to agricultural technologies, including machinery, processes, and genetically modified organisms (GMOs).
  - **Relevant Legal Provision:** The Patents Act, 1970 (India) defines patentable inventions, emphasizing novelty and industrial applicability.
  - **Case Law:** In *Monsanto Technology LLC v. Coramandal Indag Products Ltd. (2019)*, the Supreme Court upheld the validity of patents on agricultural biotech products, emphasizing the need for clarity in patent rights.
2. **Trademarks:** Protect brand identities associated with AgriTech products, ensuring that consumers can identify quality and source.
  - **Relevant Legal Provision:** The Trade Marks Act, 1999 (India) governs trademark registration and protection.
  - **Case Law:** In *Coca-Cola Co. v. Bisleri International Pvt. Ltd. (2009)*, the court reinforced the significance of trademark protection in the agricultural sector.
3. **Copyrights:** Protect original works, such as software developed for agricultural management and educational materials.

- **Relevant Legal Provision:** The Copyright Act, 1957 (India) provides for the protection of creative works.
- **Case Law:** In *Indian Performing Right Society Ltd. v. Sanjay Dalia (2007)*, the complexities of copyright law concerning digital content were highlighted.

### 3.3 Case Laws: Recent Decisions Affecting IPR in AgriTech

Recent judicial decisions have further clarified the application of IPR in AgriTech. In *Novartis AG v. Union of India (2013)*, the Supreme Court ruled on the patentability of certain pharmaceutical compounds derived from plants, setting a precedent for similar cases in AgriTech.

## 4.Data Privacy and Security in AgriTech

### 4.1 Data Collection Methods in AgriTech

AgriTech relies heavily on data collection methods, including:

- **Sensors and IoT Devices:** Collecting real-time data on environmental conditions and crop health.
- **Mobile Applications:** Gathering user data for personalized farming recommendations.
- **Drones:** Capturing aerial imagery and data for analysis.

### 4.2 Legal Frameworks for Data Privacy

With the increase in data collection, legal frameworks for data privacy are essential. Key regulations include:

- **General Data Protection Regulation (GDPR):** Sets stringent requirements for data handling in the European Union, affecting AgriTech companies operating in or with EU partners.
- **Information Technology Act, 2000 (India):** Addresses data protection and cybersecurity concerns within India.

### 4.3 Case Law: Data Breaches and Their Implications

Recent case law illustrates the implications of data breaches in AgriTech. In *Facebook, Inc. v. State of New York (2019)*, the court addressed data privacy violations, highlighting the need for strict adherence to data protection laws.

### 4.4 Regulatory Requirements for Data Handling

AgriTech companies must comply with data handling regulations, which may include:

- **Consent Mechanisms:** Obtaining user consent for data collection and use.
- **Data Security Measures:** Implementing safeguards to protect data from breaches and unauthorized access.

## **5. Environmental Regulations**

### **5.1 The Necessity of Environmental Laws in AgriTech**

Environmental regulations are essential for ensuring that AgriTech innovations do not harm ecosystems or contribute to environmental degradation. These laws promote sustainable agricultural practices, such as responsible resource use, conservation of biodiversity, and protection of water quality. By enforcing compliance, they help safeguard natural resources for future generations while supporting agricultural productivity.

### **5.2 Recent Legislative Developments**

Recent legislative developments, such as the Environment (Protection) Act, 1986, mandate Environmental Impact Assessments (EIA) for projects with potential environmental impacts. Amendments to this Act have intensified scrutiny on agricultural practices and technologies, ensuring that innovations in AgriTech adhere to environmental standards and mitigate adverse effects on ecosystems and communities.

### **5.3 Case Law: Environmental Compliance Issues**

The case of *M.C. Mehta v. Union of India (2004)* emphasized the importance of environmental compliance in agricultural projects, mandating strict adherence to EIA requirements for large-scale AgriTech innovations.

### **5.4 Framework for Sustainable Practices**

A comprehensive framework for sustainable agricultural practices includes:

- **Sustainable Resource Management:** Regulations promoting water conservation and soil health.
- **Pollution Control Measures:** Laws aimed at reducing chemical runoff and promoting organic farming practices.

## **6. Food Safety Standards and Compliance**

### **6.1 Overview of Food Safety Regulations**

Food safety regulations ensure that AgriTech products are safe for consumption. Key regulations include:

- **Food Safety and Standards Act, 2006 (India):** Establishes standards for food safety and regulates food businesses.
- **Hygiene Regulations:** Governing the handling and processing of food products.

### **6.2 Case Law: Key Decisions Impacting Food Safety in AgriTech**

In *PepsiCo India Holdings Pvt. Ltd. v. Food Safety and Standards Authority of India (2019)*, the court addressed compliance issues related to food safety standards, emphasizing the need for adherence to safety regulations in AgriTech innovations.

### 6.3 Legal Provisions for Food Safety Compliance

Legal provisions for food safety compliance include:

- **Mandatory Testing:** Ensuring that AgriTech products undergo rigorous testing before reaching the market.
- **Traceability Requirements:** Implementing traceability systems to monitor the supply chain and ensure accountability.

## 7.Support for AgriTech Startups

### 7.1 Legal Challenges Faced by Startups

AgriTech startups encounter various legal challenges, including:

- **Compliance Costs:** The financial burden of meeting regulatory requirements can be prohibitive for startups.
- **Intellectual Property Issues:** Navigating the complexities of IPR can be challenging for new entrants.

### 7.2 Government Initiatives and Funding Mechanisms

Governments are increasingly recognizing the importance of AgriTech and are implementing initiatives to support startups, such as:

- **Subsidies and Grants:** Financial assistance for research and development in AgriTech.
- **Incubation Programs:** Providing resources and mentorship for early-stage AgriTech ventures.

### 7.3 Case Law: Legal Disputes Involving AgriTech Startups

The case of *Ninjacart Technologies Pvt. Ltd. v. Food Safety and Standards Authority of India (2020)* highlights the legal disputes that can arise in the AgriTech sector, particularly regarding compliance with food safety standards.

#### Conclusion:

The legal framework governing AgriTech innovation is essential for fostering a conducive environment for technological advancement while ensuring public safety, environmental sustainability, and fair competition. As the AgriTech sector continues to evolve, it is crucial for lawmakers to address the emerging challenges and opportunities presented by new technologies. Future directions for AgriTech legislation should focus on:

- **Streamlining Regulatory Processes:** Reducing compliance burdens for startups and innovators.
- **Enhancing Data Protection Measures:** Adapting legal frameworks to protect sensitive agricultural data.

- **Promoting Sustainable Practices:** Integrating environmental considerations into agricultural regulations.

By establishing a robust legal framework, stakeholders can effectively foster the growth of AgriTech while ensuring the protection of farmers, consumers, and the environment. This framework promotes innovation, encourages sustainable practices, and balances commercial interests with ethical considerations, ultimately contributing to a resilient agricultural ecosystem that benefits all parties involved.

**References:**

1. Agrawal, A. (2017). *AgriTech: Innovations and Applications in Agriculture*. New Delhi: Academic Press.
2. Bhardwaj, A. (2020). *Legal Framework for Agricultural Innovations in India*. New Delhi: Sage Publications.
3. Choudhary, R. (2019). *Intellectual Property Rights in Agriculture: Issues and Perspectives*. New Delhi: Oxford University Press.
4. Gupta, S. (2021). *Data Privacy Laws and AgriTech in India*. New Delhi: Springer.
5. Jain, P., & Sharma, R. (2022). *Food Safety Regulations and Compliance in Indian Agriculture*. Delhi: Routledge.
6. Kapoor, S. (2018). *Sustainable Agricultural Practices and Environmental Law in India*. New Delhi: Sage Publications.
7. Kumar, S. (2020). *Emerging Technologies in AgriTech: Legal Implications and Challenges*. New Delhi: Indian Council of Agricultural Research.
8. Lal, S. (2016). *Intellectual Property Rights in Indian Agriculture: An Overview*. New Delhi: New Century Publications.
9. Mehta, V., & Joshi, S. (2019). *Startups in AgriTech: Legal Framework and Challenges*. Delhi: Concept Publishing Company.
10. Singh, R. (2021). *Environmental Regulations in Agriculture: A Legal Perspective*. New Delhi: Bloomsbury India.
11. Bansal, A., & Sharma, P. (2020). Intellectual property rights and agricultural innovation in India: Opportunities and challenges. *Indian Journal of Agricultural Economics*, 75(3), 253-266.
12. Choudhury, A. (2021). The role of data privacy in agricultural technology: Legal implications. *Journal of AgriTech Law*, 5(2), 45-60.
13. Desai, A. (2018). Food safety compliance in Indian AgriTech: Legal frameworks and challenges. *Journal of Food Safety and Quality*, 14(4), 150-162.

14. Iyer, R., & Sharma, K. (2022). Environmental impact assessment in AgriTech: Legal requirements and challenges. *Environmental Law Review*, 24(1), 89-102.
15. Joshi, A. (2019). Innovations in AgriTech: The need for an effective legal framework. *Indian Journal of Agricultural Sciences*, 89(11), 1954-1960.
16. Kumar, R., & Singh, P. (2020). Challenges faced by AgriTech startups in India: A legal perspective. *Journal of Entrepreneurship and Innovation in Emerging Economies*, 6(1), 35-50.
17. Malhotra, N. (2021). Data protection and privacy issues in agricultural technology: An Indian perspective. *Indian Journal of Law and Technology*, 17(1), 55-70.
18. Mehta, D. (2020). Food safety laws in India: Current status and future directions. *Food Safety Journal*, 12(2), 112-125.
19. Prasad, V. (2022). The impact of environmental laws on AgriTech innovation. *Environmental Law Journal*, 18(3), 145-160.
20. Singh, J. (2021). The evolution of intellectual property rights in Indian agriculture: A critical analysis. *International Journal of Intellectual Property Management*, 5(2), 101-115.
21. Government of India. (2021). *National Policy for Agriculture: Report on Innovations and Technology in Agriculture*. New Delhi: Ministry of Agriculture and Farmers' Welfare.
22. Indian Council of Agricultural Research. (2020). *Guidelines for Data Privacy and Security in Agricultural Research*. New Delhi: ICAR.
23. Ministry of Food Processing Industries. (2021). *Food Safety Standards in the Indian AgriTech Sector*. New Delhi: Government of India.
24. National Biodiversity Authority. (2018). *Legal Framework for Biotechnology in India: Guidelines for Agricultural Innovation*. Chennai: NBA.
25. Planning Commission of India. (2019). *Report on AgriTech Innovations and Their Regulatory Challenges*. New Delhi: Government of India.



# AgriTech Revolution: Advancing Sustainable Farming Volume I

(ISBN: 978-81-979987-8-2)

## About Editors



Dr. Anil Fanchu Bhogave is presently working as Assistant professor of Horticulture at Anand Niketan College of Agriculture Anandwan Warora, District Chandrapur, Maharashtra. He pursued his PhD and M.Sc. in Horticulture (Fruit science) from Dr. Panjabrao Deshmukh Krushi Vidyapeeth Akola. Qualified ASRB NET in Fruit science. The author has published more than 15 research papers in national and international Journals. He has 3 technical papers, more than 12 popular articles and two edited books. The author delivered 15 Radio talks on different topics. Received award of INSPIRE fellowship during PhD studies offered by department of Science and technology, Government of India.



Dr. Irshad Hussain recently completed his Ph.D. in Extension Extension from the College of Agriculture, Assam Agricultural University. He also received a Bayers fellowship during his Ph.D. degree program. He pursued his M.Sc. in Agricultural Extension from the College of Post Graduate Studies in Agricultural Science, Central Agricultural University, Imphal. He received his B.Sc. in Agriculture from the College of Agriculture, Assam Agricultural University. Dr. Hussain has research experience of about 6 years. He has attended several national and international conferences, published research papers, book chapters, and he was awarded the second-best oral presentation award in a conference conducted by the Soil Conservation Society of India.



Asma Shakeel, pursuing PhD in Soil Science at SKUAST-K, has excelled academically securing the 1st rank in her Masters in Soil Science and earning merit scholarship during her BSc Agriculture at faculty level. She has expertise in Bio sorption of Heavy Metals using Agri-wastes, assessing inorganic pollutant load in water bodies using AIML technique. She has contributed extensively to the scientific community with numerous research publications, review articles, book chapters of international and National repute.



Dr. Huiem Diana Devi completed her B.Sc. Agriculture from Assam Agricultural University, Jorhat, Assam and M.Sc. (Agriculture) Entomology from SHUATS, Allahabad and Ph.D. Entomology from SAS, Nagaland University, Medziphema campus, Nagaland. She has been the recipient of UGC- Non-NET fellowship during Ph.D. Presently, she is working as an Assistant Professor at Arunachal University of Studies, Namsai, Arunachal Pradesh

